

STATEMENT OF APPROPRIATIONS, ALLOTMENTS, OBLIGATIONS, DISBURSEMENTS AND BALANCES
For the Quarter Ending June 30, 2015

Department : OTHER EXECUTIVE OFFICES
Agency : PRESIDENTIAL LEGISLATIVE LIAISON OFFICE
Operating Unit :
Organization Code : 26 035 000000
Funding Source Code : 101

X	Current Year Appropriations
	Supplemental Appropriations
	Continuing Appropriations

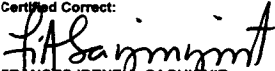
Particulars	UACS CODE	Appropriations			Allotments			Current Year Obligations					Current Year Disbursements					Balances					
		Authorized Appropriation	Adjustments (Transfer To)/From, Realignment)	Adjusted Appropriations	Allotments Received	Adjustments (Withdrawal, Realignment)	Transfer To	Transfer From	Adjusted Total Allotments	1st Quarter ending March 31	2nd Quarter ending June 30	3rd Quarter ending Sept. 30	4th Quarter ending Dec. 31	Total	1st Quarter ending March 31	2nd Quarter ending June 30	3rd Quarter ending Sept. 30	4th Quarter ending Dec. 31	Total	Unreleased Appropriations	Unobligated Allotment	Unpaid Obligations (18-20) = (23+24)	
1	2	3	4	5=(3+4)	6	7	8	9	10=[(8+)-(7)-8+9]	11	12	13	14	15= (11+12+13+14)	16	17	18	19	20= (16+17+18+19)	21= (5-10)	22= (10-15)	23	24
I. Agency Specific Budget	01 1 01 101																						
General Administration and Support		8,778,000.00	-	8,778,000.00	8,778,000.00	-	-	-	8,778,000.00	1,811,879.21	2,870,278.71	-	-	4,682,157.92	1,482,718.28	2,388,073.16	-	-	3,869,791.44	-	4,896,142.06	273,068.81	-
General Administration and Supervision	1 00 000000																						
General Administration and Support Services	1 00 010000																						
PS		3,742,000.00	-	3,742,000.00	3,742,000.00	-	-	-	3,742,000.00	893,695.91	1,134,147.50	-	-	2,027,843.41	859,052.07	1,106,447.50	-	-	1,965,499.57	-	1,714,156.59	62,343.64	-
MOOE		5,036,000.00	-	5,036,000.00	5,036,000.00	-	-	-	5,036,000.00	617,883.30	1,436,131.21	-	-	2,054,014.51	593,664.18	1,249,625.66	-	-	1,843,289.84	-	2,981,985.49	210,724.67	-
CO		-	-	-	-	-	-	-	-	-	-	-	-	-	-	-	-	-	-	-	-	-	-
Operations	3 00 000000	27,885,000.00	-	27,885,000.00	27,885,000.00	-	-	-	27,885,000.00	5,812,633.28	6,676,248.08	-	-	12,488,881.33	6,484,783.47	6,362,436.45	-	-	12,847,219.92	-	15,166,218.67	631,662.41	-
MFO - Legislative Liaison Services	3 01 000000																						
Promotion and shepherding of Presidential Legislative Initiatives and other Administration-sponsored Priority Policy Reforms and Development Programs	3 01 010000																						
PS		18,979,000.00	-	18,979,000.00	18,979,000.00	-	-	-	18,979,000.00	4,066,657.83	4,827,230.07	-	-	8,893,887.90	3,813,199.44	4,788,630.07	-	-	8,591,829.51	-	10,085,112.10	312,058.39	-
MOOE		8,526,000.00	-	8,526,000.00	8,526,000.00	-	-	-	8,526,000.00	1,700,546.45	1,845,117.98	-	-	3,545,664.43	1,636,999.61	1,589,180.80	-	-	3,226,160.41	-	4,980,335.57	319,504.02	-
CO		150,000.00	-	150,000.00	150,000.00	-	-	-	150,000.00	45,329.00	3,900.00	-	-	49,229.00	44,584.42	4,644.58	-	-	49,229.00	-	100,771.00	-	-
Sub-total, Agency Specific Budget		36,433,000.00	-	36,433,000.00	36,433,000.00	-	-	-	36,433,000.00	7,324,112.49	9,246,828.78	-	-	16,570,939.28	6,947,499.72	8,718,808.81	-	-	15,666,008.33	-	18,862,380.76	904,630.92	-
PS		22,721,000.00	-	22,721,000.00	22,721,000.00	-	-	-	22,721,000.00	4,960,353.74	5,961,377.57	-	-	10,921,731.31	4,672,251.51	5,875,077.57	-	-	10,547,329.08	-	11,799,268.89	374,402.23	-
MOOE		13,562,000.00	-	13,562,000.00	13,562,000.00	-	-	-	13,562,000.00	2,318,429.75	3,281,249.19	-	-	5,599,678.94	2,230,683.79	2,838,786.46	-	-	5,069,450.25	-	7,962,321.06	530,228.69	-
CO		150,000.00	-	150,000.00	150,000.00	-	-	-	150,000.00	45,329.00	3,900.00	-	-	49,229.00	44,584.42	4,644.58	-	-	49,229.00	-	100,771.00	-	-
I. Automatic Appropriations																							
RLIP	01 1 04 102	2,054,000.00	-	2,054,000.00	2,054,000.00	-	-	-	2,054,000.00	470,499.96	471,665.44	-	-	942,165.40	470,499.96	471,665.44	-	-	942,165.40	-	1,111,844.60	-	-
Sub-total, Automatic Appropriations		2,054,000.00	-	2,054,000.00	2,054,000.00	-	-	-	2,054,000.00	470,499.96	471,665.44	-	-	942,165.40	470,499.96	471,665.44	-	-	942,165.40	-	1,111,844.60	-	-
II. Special Purpose Fund																							
Pension and Gratuity Fund	01 1 01 407	647,978.00	-	647,978.00	647,978.00	-	-	-	647,978.00	618,510.66	29,466.89	-	-	647,977.55	618,510.66	29,466.89	-	-	647,977.55	-	0.45	-	-
Sub-total, Special Purpose Fund		647,978.00	-	647,978.00	647,978.00	-	-	-	647,978.00	618,510.66	29,466.89	-	-	647,977.55	618,510.66	29,466.89	-	-	647,977.55	-	0.45	-	-
GRAND TOTAL		39,134,978.00	-	39,134,978.00	39,134,978.00	-	-	-	39,134,978.00	8,413,123.11	9,747,649.09	-	-	18,160,772.20	8,036,510.34	9,219,630.94	-	-	17,256,141.28	-	20,974,205.80	904,630.92	-
PS		25,422,978.00	-	25,422,978.00	25,422,978.00	-	-	-	25,422,978.00	6,049,384.36	6,462,499.90	-	-	12,511,884.26	5,761,262.13	6,376,199.90	-	-	12,137,462.03	-	12,911,113.74	374,402.23	-
MOOE		13,562,000.00	-	13,562,000.00	13,562,000.00	-	-	-	13,562,000.00	2,318,429.75	3,281,249.19	-	-	5,599,678.94	2,230,683.79	2,838,786.46	-	-	5,069,450.25	-	7,962,321.06	530,228.69	-
CO		150,000.00	-	150,000.00	150,000.00	-	-	-	150,000.00	45,329.00	3,900.00	-	-	49,229.00	44,584.42	4,644.58	-	-	49,229.00	-	100,771.00	-	-

STATEMENT OF APPROPRIATIONS, ALLOTMENTS, OBLIGATIONS, DISBURSEMENTS AND BALANCES
For the Quarter Ending June 30, 2015

Department : OTHER EXECUTIVE OFFICES
 Agency : **PRESIDENTIAL LEGISLATIVE LIAISON OFFICE**
 Operating Unit :
 Organization Code : 26 035 000000
 Funding Source Code : 101


X	Current Year Appropriations
	Supplemental Appropriations
	Continuing Appropriations


Particulars	UACS CODE	Appropriations			Allotments			Current Year Obligations					Current Year Disbursements					Balances					
		Authorized Appropriation	Adjustments (Transfer To/From, Realignment)	Adjusted Appropriations	Allotments Received	Adjustments (Withdrawal, Realignment)	Transfer To	Transfer From	Adjusted Total Allotments	1st Quarter ending March 31	2nd Quarter ending June 30	3rd Quarter ending Sept. 30	4th Quarter ending Dec. 31	Total	1st Quarter ending March 31	2nd Quarter ending June 30	3rd Quarter ending Sept. 30	4th Quarter ending Dec. 31	Total	Unreleased Appropriations	Unobligated Allotment	Unpaid Obligations (15-20) = (23+24)	
1	2	3	4	5=(3+4)	6	7	8	9	10=[(8+(-)-7)-8+9]	11	12	13	14	15= (11+12+13+14)	16	17	18	19	20= (16+17+18+19)	21= (5-10)	22= (10-15)	23	24
Recapitulation by MFO: MFO 1		27,655,000.00	-	27,655,000.00	27,655,000.00	-	-	-	27,655,000.00	5,812,533.28	6,676,248.05	-	-	12,488,781.33	5,494,783.47	6,362,435.45	-	-	11,857,218.92	-	15,166,218.67	631,662.41	-
OF WHICH: KRA No. 1 - Anti-Corruption, Transparent, Accountable and Participatory Governance																							

Certified Correct:

 FRANCES IRENE SAGUIT
 Administrative Officer V (Budget Officer)
 Date: 10-July-2015

Certified Correct:

 PATRICIA A. DEKIT
 DLLS/Acting Chief Accountant
 Date:

Recommending Approval:

 JOSIELYN M. LINGS
 Chief Administrative Officer
 Date:

Approved By:

 SEC. MANUEL N. MAMBA, MD
 Presidential Adviser on Legislative Affairs and Head, PLLO
 Date:

STATEMENT OF APPROPRIATIONS, ALLOTMENTS, OBLIGATIONS, DISBURSEMENTS AND BALANCES
For the Quarter Ending June 30, 2015

Department : OTHER EXECUTIVE OFFICES
 Agency : **PRESIDENTIAL LEGISLATIVE LIAISON OFFICE**
 Operating Unit :
 Organization Code : 26 035 000000
 Funding Source Code : 101

	Current Year Appropriations
x	Supplemental Appropriations
	Continuing Appropriations

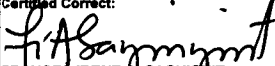
Particulars	UACS CODE	Appropriations			Allotments			Current Year Obligations					Current Year Disbursements					Balances						
		Authorized Appropriation	Adjustments (To)/From, Realignment	Adjusted Appropriations	Allotments Received	Adjustments (Withdrawal, Realignment)	Transfer To	Transfer From	Adjusted Total Allotments	1st Quarter ending March 31	2nd Quarter ending June 30	3rd Quarter ending Sept. 30	4th Quarter ending Dec. 31	Total	1st Quarter ending March 31	2nd Quarter ending June 30	3rd Quarter ending Sept. 30	4th Quarter ending Dec. 31	Total	Unreleased Appropriations	Unobligated Allotment	Unpaid Obligations (15-20) = (23+24)		
		3	4	5=(3+4)	6	7	8	9	10=[(8+(-)7)-8+9]	11	12	13	14	15=(11+12+13+14)	16	17	18	19	20=(16+17+18+19)	21=(5-10)	22=(10-18)	23	24	
L Agency Specific Budget	01 1 01 101																							
General Administration and Support	1 00 000000																							
General Administration and Support Services	1 00 010000																							
PS																								
MOOE																								
CO																								
Operations	3 00 000000																							
MFO - Legislative Liaison Services	3 01 000000																							
Promotion and shepherding of Presidential Legislative Initiatives and other Administration-sponsored Priority Policy Reforms and Development Programs	3 01 010000																							
PS																								
MOOE																								
CO																								
Sub-total, Agency Specific Budget																								
PS																								
MOOE																								
CO																								
I. Automatic Appropriations	01 1 04 102																							
RLIP																								
Sub-total, Automatic Appropriations																								
II. Special Purpose Fund	01 1 01 406																							
MPBF - PS		1,736,537.00		1,736,537.00	1,736,537.00				1,736,537.00		1,734,969.00			1,734,969.00		1,734,969.00			1,734,969.00			1,568.00		
Sub-total, Special Purpose Fund		1,736,537.00		1,736,537.00	1,736,537.00				1,736,537.00		1,734,969.00			1,734,969.00		1,734,969.00			1,734,969.00			1,568.00		
GRAND TOTAL		1,736,537.00		1,736,537.00	1,736,537.00				1,736,537.00		1,734,969.00			1,734,969.00		1,734,969.00			1,734,969.00			1,568.00		
PS		1,736,537.00		1,736,537.00	1,736,537.00				1,736,537.00		1,734,969.00			1,734,969.00		1,734,969.00			1,734,969.00			1,568.00		
MOOE																								
CO																								

STATEMENT OF APPROPRIATIONS, ALLOTMENTS, OBLIGATIONS, DISBURSEMENTS AND BALANCES
For the Quarter Ending June 30, 2015

Department : OTHER EXECUTIVE OFFICES
 Agency : PRESIDENTIAL LEGISLATIVE LIAISON OFFICE
 Operating Unit :
 Organization Code : 26 035 000000
 Funding Source Code : 101


	Current Year Appropriations
x	Supplemental Appropriations
	Continuing Appropriations

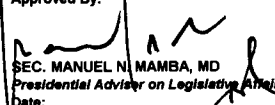
Particulars	UACS CODE	Appropriations				Allotments				Current Year Obligations					Current Year Disbursements					Balances			
		Authorized Appropriation	Adjustments (Transfer To/From, Realignment)	Adjusted Appropriations	Adjustments (Withdrawal, Realignment)	Transfer To	Transfer From	Adjusted Total Allotments	1st Quarter ending March 31	2nd Quarter ending June 30	3rd Quarter ending Sept. 30	4th Quarter ending Dec. 31	Total	1st Quarter ending March 31	2nd Quarter ending June 30	3rd Quarter ending Sept. 30	4th Quarter ending Dec. 31	Total	Unreleased Appropriations	Unobligated Allotment	Unpaid Obligations (15-20) = (23+24)		
1	2	3	4	5=(3+4)	6	7	8	9	10=[(8+(-)-7)-8+9]	11	12	13	14	15= (11+12+13+14)	16	17	18	19	20= (16+17+18+19)	21= (5-10)	22= (10-18)	23	24
Recapitulation by MFO: MFO 1																							
OF WHICH: KRA No. 1 - Anti-Corruption, Transparent, Accountable and Participatory Governance																							

Certified Correct:

 FRANCES IRENE S. SAGUIT
 Administrative Officer V (Budget Officer)
 Date: 10-July-2015

Certified Correct:

 PATRICIA A. DEKIT
 DLLS/Acting Chief Accountant
 Date:

Recommending Approval:

 JOSIELYN M. LINGA
 Chief Administrative Officer
 Date:

Approved By:

 SEC. MANUEL N. MAMBA, MD
 Presidential Adviser on Legislative Affairs and Head, PLLO
 Date:

STATEMENT OF APPROPRIATIONS, ALLOTMENTS, OBLIGATIONS, DISBURSEMENTS AND BALANCES
For the Quarter Ending June 30, 2015

Department : OTHER EXECUTIVE OFFICES
 Agency : PRESIDENTIAL LEGISLATIVE LIAISON OFFICE
 Operating Unit :
 Organization Code : 26 035 000000
 Funding Source Code : 101

	Current Year Appropriations
x	Supplemental Appropriations
	Continuing Appropriations




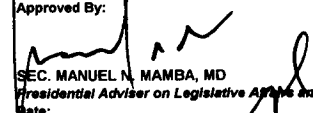
Particulars	UACS CODE	Appropriations			Allotments			Current Year Obligations					Current Year Disbursements					Balances						
		Authorized Appropriation	Adjustments (To)/From, Realignment	Adjusted Appropriations	Allotments Received	Adjustments (Withdrawal, Realignment)	Transfer To	Transfer From	Adjusted Total Allotments	1st Quarter ending March 31	2nd Quarter ending June 30	3rd Quarter ending Sept. 30	4th Quarter ending Dec. 31	Total	1st Quarter ending March 31	2nd Quarter ending June 30	3rd Quarter ending Sept. 30	4th Quarter ending Dec. 31	Total	Unreleased Appropriations	Unobligated Allotment	Unpaid Obligations (16-20) = (23+24)		
		3	4	5=(3+4)	6	7	8	9	10=[(6+)-(7)-8+9]	11	12	13	14	15= (11+12+13+14)	16	17	18	19	20= (16+17+18+19)	21= (5-10)	22= (10-16)	23	24	
I. Agency Specific Budget	01 1 02 101																							
General Administration and Support		561,436.91	-	561,436.91	561,436.91	-	-	-	561,436.91	170,925.00	390,511.91	-	-	561,436.91	170,094.64	391,342.27	-	-	561,436.91	-	-	-	-	-
General Administration and Supervision	1 00 000000																							
General Administration and Support Services	1 00 010000																							
PS		-	-	-	-	-	-	-	-	-	-	-	-	-	-	-	-	-	-	-	-	-	-	-
MOOE		561,436.91	-	561,436.91	561,436.91	-	-	-	561,436.91	170,925.00	390,511.91	-	-	561,436.91	170,094.64	391,342.27	-	-	561,436.91	-	-	-	-	-
CO		-	-	-	-	-	-	-	-	-	-	-	-	-	-	-	-	-	-	-	-	-	-	-
Operations	3 00 000000	706,021.25	-	706,021.25	706,021.25	-	-	-	706,021.25	202,940.65	503,080.60	-	-	706,021.25	140,013.38	551,120.51	-	-	691,133.89	-	-	14,887.36	-	
MFO - Legislative Liaison Services	3 01 000000																							
Promotion and shepherding of Presidential Legislative Initiatives and other Administration-sponsored Priority Policy Reforms and Development Programs	3 01 010000																							
PS		-	-	-	-	-	-	-	-	-	-	-	-	-	-	-	-	-	-	-	-	-	-	-
MOOE		706,021.25	-	706,021.25	706,021.25	-	-	-	706,021.25	202,940.65	503,080.60	-	-	706,021.25	140,013.38	551,120.51	-	-	691,133.89	-	-	14,887.36	-	
CO		-	-	-	-	-	-	-	-	-	-	-	-	-	-	-	-	-	-	-	-	-	-	-
Sub-total, Agency Specific Budget		1,267,458.16	-	1,267,458.16	1,267,458.16	-	-	-	1,267,458.16	373,865.65	893,592.51	-	-	1,267,458.16	310,108.02	942,462.78	-	-	1,252,570.80	-	-	14,887.36	-	
PS		-	-	-	-	-	-	-	-	-	-	-	-	-	-	-	-	-	-	-	-	-	-	-
MOOE		1,267,458.16	-	1,267,458.16	1,267,458.16	-	-	-	1,267,458.16	373,865.65	893,592.51	-	-	1,267,458.16	310,108.02	942,462.78	-	-	1,252,570.80	-	-	14,887.36	-	
CO		-	-	-	-	-	-	-	-	-	-	-	-	-	-	-	-	-	-	-	-	-	-	-
II. Automatic Appropriations																								
RLIP	1 04 102																							
Sub-total, Automatic Appropriations																								
III. Special Purpose Fund																								
MPBF - PS	01 1 01 406																							
Sub-total, Special Purpose Fund																								
GRAND TOTAL		1,267,458.16	-	1,267,458.16	1,267,458.16	-	-	-	1,267,458.16	373,865.65	893,592.51	-	-	1,267,458.16	310,108.02	942,462.78	-	-	1,252,570.80	-	-	14,887.36	-	
PS		-	-	-	-	-	-	-	-	-	-	-	-	-	-	-	-	-	-	-	-	-	-	-
MOOE		1,267,458.16	-	1,267,458.16	1,267,458.16	-	-	-	1,267,458.16	373,865.65	893,592.51	-	-	1,267,458.16	310,108.02	942,462.78	-	-	1,252,570.80	-	-	14,887.36	-	
CO		-	-	-	-	-	-	-	-	-	-	-	-	-	-	-	-	-	-	-	-	-	-	-

STATEMENT OF APPROPRIATIONS, ALLOTMENTS, OBLIGATIONS, DISBURSEMENTS AND BALANCES
For the Quarter Ending June 30, 2015

Department : OTHER EXECUTIVE OFFICES
 Agency : PRESIDENTIAL LEGISLATIVE LIAISON OFFICE
 Operating Unit :
 Organization Code : 26 035 000000
 Funding Source Code : 101

	Current Year Appropriations
	Supplemental Appropriations
X	Continuing Appropriations

Particulars	UACS CODE	Appropriations			Allotments			Current Year Obligations					Current Year Disbursements					Balances					
		Authorized Appropriation	Adjustments (Transfer To/From, Realignment)	Adjusted Appropriations	Allotments Received	Adjustments (Withdrawal, Realignment)	Transfer To	Transfer From	Adjusted Total Allotments	1st Quarter ending March 31	2nd Quarter ending June 30	3rd Quarter ending Sept. 30	4th Quarter ending Dec. 31	Total	1st Quarter ending March 31	2nd Quarter ending June 30	3rd Quarter ending Sept. 30	4th Quarter ending Dec. 31	Total	Unreleased Appropriations	Unobligated Allotment	Unpaid Obligations (16-20) = (23+24)	
1	2	3	4	5=(3+4)	6	7	8	9	10=[(8+(-)7)-6+9]	11	12	13	14	15= (11+12+13+14)	16	17	18	19	20= (16+17+18+19)	21= (5-10)	22= (10-18)	23	24
Recapitulation by MFO: MFO 1		706,021.25	-	706,021.25	706,021.25	-	-	-	706,021.25	202,940.86	503,080.00	-	-	706,021.25	140,013.38	561,120.51	-	-	691,133.89	-	-	14,887.36	-
OF WHICH: KRA No. 1 - Anti-Corruption, Transparent, Accountable and Participatory Governance																							

Certified Correct:  FRANCES IRENE A. SAGUIT Administrative Officer V (Budget Officer) Date: 10-July-2015	Certified Correct:  PATRICIA A. DEKIT DLLS/Acting Chief Accountant Date:	Recommending Approval:  JOSIELYN M. LINGA Chief Administrative Officer Date:	Approved By:  SEC. MANUEL N. MAMBA, MD Presidential Adviser on Legislative Affairs and Head, PLLO Date:
--	---	--	--