

**STATEMENT OF APPROPRIATIONS, ALLOTMENTS, OBLIGATIONS, DISBURSEMENTS AND BALANCES**  
For the Year Ending December 31, 2016

Department : OTHER EXECUTIVE OFFICES  
 Agency : **PRESIDENTIAL LEGISLATIVE LIAISON OFFICE**  
 Operating Unit :  
 Organization Code : 26 035 000000  
 Funding Source Code : 101

x	Current Year Appropriations
	Continuing Appropriations
	Supplemental Appropriations


Particulars	UACS CODE	Appropriations			Allotments			Current Year Obligations					Current Year Disbursements					Balances					
		Authorized Appropriation	Adjustments (Transfer To/From Reassignment)	Adjusted Appropriations	Allotments Received	Adjustments (Withdrawal/Reassignment)	Transfer To	Transfer From	Adjusted Total Allotments	1st Quarter ending March 31	2nd Quarter ending June 30	3rd Quarter ending Sept. 30	4th Quarter ending Dec. 31	Total	1st Quarter ending March 31	2nd Quarter ending June 30	3rd Quarter ending Sept. 30	4th Quarter ending Dec. 31	Total	Unreleased Appropriations	Unobligated Allotment	Unpaid Obligations (16-20) = (23+24)	
1	2	3	4	5=(3+4)	6	7	8	9	10=[(6+)-(7)+8+9]	11	12	13	14	15= (11+12+13+14)	16	17	18	19	20= (16+17+18+19)	21= (5-10)	22= (10-16)	23	24
<b>I. Agency Specific Budget</b>	01 1 01 101																						
General Administration and Support	1 00 000000	13,294,000.00	-	13,294,000.00	13,294,000.00	-	-	-	13,294,000.00	1,950,664.69	2,193,147.69	1,600,820.42	4,339,414.00	9,984,046.80	1,733,256.52	2,023,901.79	2,722,534.51	2,381,914.60	8,851,607.42	-	3,309,953.40	1,122,439.18	-
General Administration and Supervision	1 00 010000																						
PS		4,639,000.00	442,500.00	5,081,500.00	4,639,000.00	442,500.00	-	-	5,081,500.00	956,630.00	884,296.50	806,354.00	2,261,026.24	4,910,306.74	956,630.00	884,296.50	766,461.06	1,655,716.44	4,255,104.00	-	171,193.29	645,202.74	-
MOOE		5,179,000.00	(442,500.00)	4,736,500.00	5,179,000.00	(442,500.00)	-	-	4,736,500.00	992,034.59	1,111,831.09	395,466.42	1,846,281.56	4,345,613.66	774,626.52	1,139,605.29	1,956,073.45	-	3,870,305.26	-	380,886.34	475,308.40	-
CO		3,476,000.00	-	3,476,000.00	3,476,000.00	-	-	-	3,476,000.00	-	197,020.00	299,000.00	232,106.20	728,126.20	-	-	-	728,198.16	728,198.16	-	2,747,873.80	1,928.04	-
Operations	3 00 000000	29,411,000.00	-	29,411,000.00	29,411,000.00	-	-	-	29,411,000.00	5,156,294.58	4,610,170.42	4,478,533.55	10,074,636.75	24,319,635.28	6,091,696.72	4,354,044.42	7,554,684.98	5,424,770.08	22,425,198.18	-	5,091,364.72	1,894,437.10	-
MFO - Legislative Liaison Services	3 01 000000																						
Promotion and shepherding of Presidential Legislative Initiatives and other Administration-sponsored Priority Policy Reforms and Development Programs	3 01 010000																						
PS		18,175,000.00	350,000.00	18,525,000.00	18,175,000.00	350,000.00	-	-	18,525,000.00	3,950,546.84	3,362,111.69	3,572,035.94	5,968,258.12	16,852,952.69	3,950,546.94	3,361,651.17	3,348,353.75	5,549,770.08	16,210,331.94	-	1,672,047.31	642,620.75	-
MOOE		11,061,000.00	(350,000.00)	10,711,000.00	11,061,000.00	(350,000.00)	-	-	10,711,000.00	1,205,747.62	1,098,058.73	906,497.61	4,291,378.63	7,441,582.59	1,141,151.78	842,393.25	4,206,321.21	-	6,189,966.24	-	3,269,317.41	1,251,816.35	-
CO		175,000.00	-	175,000.00	175,000.00	-	-	-	175,000.00	-	150,000.00	-	(125,000.00)	25,000.00	-	150,000.00	-	(125,000.00)	25,000.00	-	150,000.00	-	-
Sub-total, Agency Specific Budget		42,705,000.00	-	42,705,000.00	42,705,000.00	-	-	-	42,705,000.00	7,105,959.15	6,803,318.91	5,979,353.97	14,414,050.75	34,303,641.68	6,824,955.24	6,377,948.21	10,277,219.47	7,809,684.88	31,286,805.60	-	8,401,318.12	3,016,876.28	-
PS		22,814,000.00	-	23,806,500.00	22,814,000.00	792,500.00	-	-	23,806,500.00	4,909,176.94	4,246,408.19	4,378,289.94	8,229,284.36	21,763,259.43	4,909,176.94	4,245,947.67	4,114,824.81	7,205,486.52	20,475,435.94	-	1,843,240.57	1,287,523.49	-
MOOE		18,240,000.00	-	15,447,500.00	18,240,000.00	(792,500.00)	-	-	15,447,500.00	2,197,782.21	2,209,889.82	1,301,964.03	6,077,660.19	11,767,296.25	1,915,778.30	1,981,998.54	6,162,394.66	-	10,060,171.50	-	3,660,203.75	1,727,124.75	-
CO		3,651,000.00	-	3,651,000.00	3,651,000.00	-	-	-	3,651,000.00	-	347,020.00	299,000.00	107,106.20	753,126.20	-	150,000.00	-	601,198.16	751,198.16	-	2,897,873.80	1,928.04	-
<b>II. Automatic Appropriations</b>																							
RLIP	01 1 04 102	2,287,000.00	-	2,287,000.00	2,287,000.00	-	-	-	2,287,000.00	514,888.72	464,496.00	458,249.58	530,582.85	1,968,197.15	514,888.72	464,496.00	458,249.58	496,558.64	1,934,173.14	-	318,802.85	34,024.01	-
Sub-total, Automatic Appropriations		2,287,000.00	-	2,287,000.00	2,287,000.00	-	-	-	2,287,000.00	514,888.72	464,496.00	458,249.58	530,582.85	1,968,197.15	514,888.72	464,496.00	458,249.58	496,558.64	1,934,173.14	-	318,802.85	34,024.01	-
<b>III. Special Purpose Fund</b>																							
Contingent Fund	01 1 01 402	-	-	-	-	-	-	-	-	-	-	-	-	-	-	-	-	-	-	-	-	-	-
Miscellaneous and Personnel Benefit Fund	01 1 01 406	4,531,387.00	-	4,531,387.00	4,531,387.00	-	-	-	4,531,387.00	572,529.90	2,450,273.40	516,945.90	884,371.76	4,424,120.96	572,529.90	2,450,273.40	516,945.90	850,201.26	4,389,950.46	-	107,266.04	34,170.50	-
Pension and Gratuity Fund	01 1 01 407	467,929.00	-	467,929.00	467,929.00	-	-	-	467,929.00	-	-	313,452.57	154,475.43	467,928.00	-	-	313,452.57	154,475.43	467,928.00	-	1.00	-	-
Sub-total, Special Purpose Fund		4,999,316.00	-	4,999,316.00	4,999,316.00	-	-	-	4,999,316.00	572,529.90	2,450,273.40	830,398.47	1,038,847.19	4,892,048.96	572,529.90	2,450,273.40	830,398.47	1,004,676.69	4,857,878.46	-	107,267.04	34,170.50	-
<b>GRAND TOTAL</b>		49,991,316.00	-	49,991,316.00	49,991,316.00	-	-	-	49,991,316.00	8,194,357.77	9,718,067.41	7,268,002.02	16,963,480.70	41,163,927.99	7,912,353.86	9,292,715.61	11,585,967.52	9,307,920.21	38,078,857.20	-	8,827,388.01	3,085,070.79	-
PS		30,106,316.00	-	30,892,816.00	30,106,316.00	-	-	-	30,892,816.00	5,996,578.56	7,161,177.89	5,867,037.98	9,798,714.40	28,623,505.54	5,996,575.55	7,160,717.07	5,403,472.85	8,706,722.05	27,287,487.54	-	2,269,310.46	1,356,018.00	-
MOOE		16,240,000.00	-	15,447,500.00	16,240,000.00	-	-	-	15,447,500.00	2,197,782.21	2,209,889.82	1,301,964.03	6,077,660.19	11,767,296.25	1,915,778.30	1,981,998.54	6,162,394.66	-	10,060,171.50	-	3,660,203.75	1,727,124.75	-
CO		3,651,000.00	-	3,651,000.00	3,651,000.00	-	-	-	3,651,000.00	-	347,020.00	299,000.00	107,106.20	753,126.20	-	150,000.00	-	601,198.16	751,198.16	-	2,897,873.80	1,928.04	-


**STATEMENT OF APPROPRIATIONS, ALLOTMENTS, OBLIGATIONS, DISBURSEMENTS AND BALANCES**  
For the Year Ending December 31, 2016


Department : OTHER EXECUTIVE OFFICES  
 Agency : **PRESIDENTIAL LEGISLATIVE LIAISON OFFICE**  
 Operating Unit :  
 Organization Code : 26 035 000000  
 Funding Source Code : 101


x	Current Year Appropriations
	Continuing Appropriations
	Supplemental Appropriations

Particulars	UACS CODE	Appropriations			Allotments			Current Year Obligations					Current Year Disbursements				Balances						
		Authorized Appropriation	Adjustments (To/From, Reassignment)	Adjusted Appropriations	Allotments Received	Adjustments (Withdrawal, Reassignment)	Transfer To	Transfer From	Adjusted Total Allotments	1st Quarter ending March 31	2nd Quarter ending June 30	3rd Quarter ending Sept. 30	4th Quarter ending Dec. 31	Total	1st Quarter ending March 31	2nd Quarter ending June 30	3rd Quarter ending Sept. 30	4th Quarter ending Dec. 31	Total	Unreleased Appropriations	Unobligated Allotment	Unpaid Obligations (16-20) = (23+24)	
1	2	3	4	5=(3+4)	6	7	8	9	10=(6+(-17)-8+9)	11	12	13	14	15=10+(11+12+13+14)	16	17	18	19	20=(16+17+18+19)	21=(5-10)	22=(10-15)	23	24
Recapitulation by MFO:  MFO 1		28,411,000.00	-	28,411,000.00	28,411,000.00	-	-	-	28,411,000.00	5,156,294.56	4,810,170.42	4,476,533.55	10,074,636.75	24,318,635.28	5,081,898.72	4,354,044.42	7,554,684.96	5,424,770.06	22,425,198.16	-	5,081,364.72	1,894,437.10	-
OF WHICH:  KRA No. 1 - Anti-Corruption, Transparent,  Accountable and Participatory Governance																							

Certified Correct:  
  
 FRANCES IRENE A. SAGUGUIT  
 Administrative Officer V (Budget Officer)  
 Date: January 31, 2017

Certified Correct:  
  
 PATRICIA A. DEKIT  
 DLSA Acting Chief Accountant  
 Date: January 31, 2017

Recommending Approval:  
  
 JOSIELYN M. LINGA  
 Chief Administrative Officer  
 Date: January 31, 2017

Approved By:  
  
 SEC. ADELINO B. SITOY, LLB, LLM  
 Presidential Adviser on Legislative Affairs and Head, PLLO  
 Date: January 31, 2017

STATEMENT OF APPROPRIATIONS, ALLOTMENTS, OBLIGATIONS, DISBURSEMENTS AND BALANCES  
For the Year Ending December 31, 2016

Department : OTHER EXECUTIVE OFFICES  
Agency : PRESIDENTIAL LEGISLATIVE LIAISON OFFICE  
Operating Unit :  
Organization Code : 26 035 000000  
Funding Source Code : 101

	Current Year Appropriations
x	Continuing Appropriations
	Supplemental Appropriations

Particulars	UACS CODE	Appropriations			Allotments			Current Year Obligations					Current Year Disbursements					Balances					
		Authorized Appropriation	Adjustments (Transfer To/From, Realignment)	Adjusted Appropriations	Allotments Received	Adjustments (Withdrawal, Realignment)	Transfer To	Transfer From	Adjusted Total Allotments	1st Quarter ending March 31	2nd Quarter ending June 30	3rd Quarter ending Sept. 30	4th Quarter ending Dec. 31	Total	1st Quarter ending March 31	2nd Quarter ending June 30	3rd Quarter ending Sept. 30	4th Quarter ending Dec. 31	Total	Unreleased Appropriations	Unobligated Allotment	Unpaid Obligations (15-20) = (23+24)	
1	2	3	4	5=(3+4)	6	7	8	9	10=[(6+)-(7)-8+9]	11	12	13	14	15=(11+12+13+14)	16	17	18	19	20=(16+17+18+19)	21=(5-10)	22=(10-15)	23	24
I. Agency Specific Budget	01 1 02 101																						
General Administration and Support	1 00 00000	209,064.51	-	209,064.51	209,064.51	-	-	-	209,064.51	181,464.57	(44,626.24)	72,226.18	(54,644.96)	154,619.55	126,919.61	-	27,599.94	-	154,519.55	-	54,544.96	-	-
General Administration and Support Services	1 00 010000																						
PS		-	-	-	-	-	-	-	-	-	-	-	-	-	-	-	-	-	-	-	-	-	-
MOOE		209,064.51	-	209,064.51	209,064.51	-	-	-	209,064.51	181,464.57	(44,626.24)	72,226.18	(54,544.96)	154,519.55	126,919.61	-	27,599.94	-	154,519.55	-	54,544.96	-	-
CO		-	-	-	-	-	-	-	-	-	-	-	-	-	-	-	-	-	-	-	-	-	-
Operations	3 00 000000	721,614.19	-	721,614.19	721,614.19	-	-	-	721,614.19	224,098.41	423,195.76	73,679.02	441.00	721,614.19	205,676.41	451,534.48	67,363.96	441.00	715,017.85	-	-	6,596.34	-
MFO - Legislative Liaison Services	3 01 000000																						
Promotion and shepherding of Presidential Legislative Initiatives and other Administration-sponsored Priority Policy Reforms and Development Programs	3 01 010000																						
PS		-	-	-	-	-	-	-	-	-	-	-	-	-	-	-	-	-	-	-	-	-	-
MOOE		721,173.19	-	721,173.19	721,173.19	-	-	-	721,173.19	224,098.41	423,195.76	73,679.02	-	721,173.19	205,676.41	451,534.48	67,363.96	-	714,576.85	-	-	6,596.34	-
CO		441.00	-	441.00	441.00	-	-	-	441.00	-	-	-	441.00	441.00	-	-	-	441.00	441.00	-	-	-	-
Sub-total, Agency Specific Budget		930,678.70	-	930,678.70	930,678.70	-	-	-	930,678.70	405,562.98	376,569.52	146,105.20	(54,103.96)	876,133.74	332,628.02	451,534.48	84,963.90	441.00	869,537.40	-	54,544.96	6,596.34	-
PS		-	-	-	-	-	-	-	-	-	-	-	-	-	-	-	-	-	-	-	-	-	-
MOOE		930,237.70	-	930,237.70	930,237.70	-	-	-	930,237.70	405,562.98	376,569.52	146,105.20	(54,544.96)	875,692.74	332,598.02	451,534.48	84,963.90	-	869,096.40	-	54,544.96	6,596.34	-
CO		441.00	-	441.00	441.00	-	-	-	441.00	-	-	-	441.00	441.00	-	-	-	441.00	441.00	-	-	-	-
II. Automatic Appropriations																							
RLJP	1 04 102	-	-	-	-	-	-	-	-	-	-	-	-	-	-	-	-	-	-	-	-	-	-
Sub-total, Automatic Appropriations		-	-	-	-	-	-	-	-	-	-	-	-	-	-	-	-	-	-	-	-	-	-
III. Special Purpose Fund																							
Contingent Fund	01 1 02 402																						
General Administration and Support	1 00 000000	169,565.76	-	169,565.76	169,565.76	-	-	-	169,565.76	-	-	34,162.70	135,403.06	169,565.76	-	-	169,565.76	-	169,565.76	-	-	-	-
General Administration and Support Services	1 00 010000																						
PS		-	-	-	-	-	-	-	-	-	-	-	-	-	-	-	-	-	-	-	-	-	-
MOOE		169,565.76	-	169,565.76	169,565.76	-	-	-	169,565.76	-	-	34,162.70	135,403.06	169,565.76	-	-	169,565.76	-	169,565.76	-	-	-	-
CO		-	-	-	-	-	-	-	-	-	-	-	-	-	-	-	-	-	-	-	-	-	-

STATEMENT OF APPROPRIATIONS, ALLOTMENTS, OBLIGATIONS, DISBURSEMENTS AND BALANCES  
For the Year Ending December 31, 2016

Department : OTHER EXECUTIVE OFFICES  
Agency : **PRESIDENTIAL LEGISLATIVE LIAISON OFFICE**  
Operating Unit :  
Organization Code : 26 035 000000  
Funding Source Code : 101

	Current Year Appropriations
x	Continuing Appropriations
	Supplemental Appropriations

Particulars	UACS CODE	Appropriations			Allotments			Current Year Obligations					Current Year Disbursements					Balances					
		Authorized Appropriation	Adjustments (Transfer To/From, Reassignment)	Adjusted Appropriations	Allotments Received	Adjustments (Withdrawal, Reassignment)	Transfer To	Transfer From	Adjusted Total Allotments	1st Quarter ending March 31	2nd Quarter ending June 30	3rd Quarter ending Sept. 30	4th Quarter ending Dec. 31	Total	1st Quarter ending March 31	2nd Quarter ending June 30	3rd Quarter ending Sept. 30	4th Quarter ending Dec. 31	Total	Unreleased Appropriations	Unobligated Allotment	Unpaid Obligations (16-20) = (23+24)	
1	2	3	4	5=(3+4)	6	7	8	9	10=(8+(7)-9)	11	12	13	14	15=(11+12+13+14)	16	17	18	19	20=(16+17+18+19)	21=(5-10)	22=(10-16)	23	24
Operations	3 00 000000	514,083.24	-	514,083.24	514,083.24	-	-	-	514,083.24	108,655.19	65,419.20	211,293.36	53,318.49	438,686.24	108,655.19	65,419.20	264,611.65	-	438,686.24	-	75,397.00	-	-
MFO - Legislative Liaison Services	3 01 000000																						
Promotion and shepherding of Presidential Legislative Initiatives and other Administration-sponsored Priority Policy Reforms and Development Programs	3 01 010000																						
PS		-	-	-	-	-	-	-	-	-	-	-	-	-	-	-	-	-	-	-	-	-	-
MOOE		373,267.04	-	373,267.04	373,267.04	-	-	-	373,267.04	108,655.19	-	211,293.36	53,318.49	373,267.04	108,655.19	-	264,611.65	-	373,267.04	-	-	-	-
CO		140,816.20	-	140,816.20	140,816.20	-	-	-	140,816.20	-	65,419.20	-	-	65,419.20	-	65,419.20	-	-	65,419.20	-	-	75,397.00	-
Sub-total, Special Purpose Fund		683,649.00	-	683,649.00	683,649.00	-	-	-	683,649.00	108,655.19	65,419.20	245,466.06	188,721.55	688,252.00	108,655.19	66,419.20	434,177.61	-	688,252.00	-	75,397.00	-	-
PS		-	-	-	-	-	-	-	-	-	-	-	-	-	-	-	-	-	-	-	-	-	-
MOOE		542,832.80	-	542,832.80	542,832.80	-	-	-	542,832.80	108,655.19	-	245,466.06	188,721.55	542,832.80	108,655.19	-	434,177.61	-	542,832.80	-	-	-	-
CO		140,816.20	-	140,816.20	140,816.20	-	-	-	140,816.20	-	65,419.20	-	-	65,419.20	-	65,419.20	-	-	65,419.20	-	-	75,397.00	-
GRAND TOTAL		1,614,327.70	-	1,614,327.70	1,614,327.70	-	-	-	1,614,327.70	514,218.17	443,988.72	391,561.26	134,617.59	1,484,383.74	441,253.21	516,953.68	519,141.51	441.00	1,477,789.40	-	128,941.96	6,596.34	-
PS		-	-	-	-	-	-	-	-	-	-	-	-	-	-	-	-	-	-	-	-	-	-
MOOE		1,473,070.50	-	1,473,070.50	1,473,070.50	-	-	-	1,473,070.50	514,218.17	378,669.52	391,561.26	134,176.59	1,418,625.64	441,253.21	451,534.48	519,141.51	-	1,411,929.20	-	54,544.96	6,596.34	-
CO		141,257.20	-	141,257.20	141,257.20	-	-	-	141,257.20	-	65,419.20	-	441.00	65,860.20	-	65,419.20	-	441.00	65,860.20	-	-	75,397.00	-
Recapitulation by MFO:																							
MFO 1		1,235,697.43	-	1,235,697.43	1,235,697.43	-	-	-	1,235,697.43	332,753.60	488,614.96	285,172.38	53,759.49	1,160,300.43	314,333.60	516,953.68	321,975.81	441.00	1,153,704.09	-	75,397.00	6,596.34	-
OF WHICH:																							
KRA No. 1 - Anti-Corruption, Transparent, Accountable and Participatory Governance																							

Certified Correct:  
  
FRANCES IRENE A. SAIGUIGUIT  
Administrative Officer V (Budget Officer)  
Date: January 31, 2017

Certified Correct:  
  
PATRICIA A. DEKIT  
DLLS/Acting Chief Accountant  
Date: January 31, 2017

Recommending Approval:  
  
JOSELYN M. LINGA  
Chief Administrative Officer  
Date: January 31, 2017

Approved By:  
  
SEC. ADELINO B. SITOY, LLB, LLM  
Presidential Adviser on Legislative Affairs and Head, PLLO  
Date: January 31, 2017