

**STATEMENT OF APPROPRIATIONS, ALLOTMENTS, OBLIGATIONS, DISBURSEMENTS AND BALANCES**  
As of the Quarter Ending June 30, 2016

Department: Other Executive Offices  
Agency: Presidential Legislative Liaison Office  
Operating Unit:  
Organization Code (UACS): 260350000000  
Fund Cluster: 01 - Regular Agency Fund

Authorization: 01 - Current Year Appropriations

Particulars	UACS CODE	Appropriation			Allotments					Current Year Obligations					Current Year Disbursements				Balances					
		Authorized Appropriation	Adjustments (Transfer To/From, Realignment)	Adjusted Appropriations	Allotments Received	Adjustments (Withdrawal, Realignment)	Transfer To	Transfer From	Adjusted Total Allotments	1st Quarter Ending March 31	2nd Quarter Ending June 30	3rd Quarter Ending Sept. 30	4th Quarter Ending Dec. 31	Total	1st Quarter Ending March 31	2nd Quarter Ending June 30	3rd Quarter Ending Sept. 30	4th Quarter Ending Dec. 31	Total	Unreleased Appropriations	Unobligated Allotment	Unpaid Obligations		
										Due and Demandable	Not Yet Due and Demandable													
1	2	3	4	5=(3+4)	6	7	8	9	10=(8+9)	11	12	13	14	15=(11+12+13+14)	16	17	18	19	20=(16+17+18+19)	21=(5-18)	22=(10-18)	23	24	
I. Agency Specific Budget		42,705,000.00		42,705,000.00	42,705,000.00				42,705,000.00	7,106,959.15	6,803,318.01			13,910,277.16	6,824,955.24	6,377,946.21			13,202,901.45			28,794,722.84	707,375.71	
Specific Budgets of National Government Agencies	01101101	42,705,000.00		42,705,000.00	42,705,000.00				42,705,000.00	7,106,959.15	6,803,318.01			13,910,277.16	6,824,955.24	6,377,946.21			13,202,901.45			28,794,722.84	707,375.71	
Other Executive Offices	260000000000	42,705,000.00		42,705,000.00	42,705,000.00				42,705,000.00	7,106,959.15	6,803,318.01			13,910,277.16	6,824,955.24	6,377,946.21			13,202,901.45			28,794,722.84	707,375.71	
Presidential Legislative Liaison Office	260350000000	42,705,000.00		42,705,000.00	42,705,000.00				42,705,000.00	7,106,959.15	6,803,318.01			13,910,277.16	6,824,955.24	6,377,946.21			13,202,901.45			28,794,722.84	707,375.71	
PS		22,814,000.00		22,814,000.00	22,814,000.00				22,814,000.00	4,909,176.94	4,246,408.19			9,155,585.13	4,909,176.94	4,245,947.67			9,155,124.61			13,658,414.87	460.52	
MOOE		16,240,000.00		16,240,000.00	16,240,000.00				16,240,000.00	2,197,782.21	2,209,889.82			4,407,672.03	1,915,778.30	1,981,998.54			11,832,327.97			509,895.19		
CO		3,651,000.00		3,651,000.00	3,651,000.00				3,651,000.00		347,020.00			347,020.00		150,000.00			150,000.00			3,303,980.00	197,020.00	
II. Automatic Appropriations		2,003,000.00	284,000.00	2,287,000.00	2,287,000.00				2,287,000.00	514,868.72	464,496.00			979,364.72	514,868.72	464,496.00			979,364.72			1,307,635.28		
Retirement and Life Insurance Premiums	01104102	2,003,000.00	284,000.00	2,287,000.00	2,287,000.00				2,287,000.00	514,868.72	464,496.00			979,364.72	514,868.72	464,496.00			979,364.72			1,307,635.28		
Other Executive Offices	260000000000	2,003,000.00	284,000.00	2,287,000.00	2,287,000.00				2,287,000.00	514,868.72	464,496.00			979,364.72	514,868.72	464,496.00			979,364.72			1,307,635.28		
Presidential Legislative Liaison Office	260350000000	2,003,000.00	284,000.00	2,287,000.00	2,287,000.00				2,287,000.00	514,868.72	464,496.00			979,364.72	514,868.72	464,496.00			979,364.72			1,307,635.28		
PS		2,003,000.00		2,003,000.00	2,003,000.00				2,003,000.00															
III. Special Purpose Fund			4,531,387.00	4,531,387.00	4,531,387.00				4,531,387.00	572,529.90	2,450,273.40			3,022,803.30	572,529.90	2,450,273.40			3,022,803.30			1,508,583.70		
Miscellaneous Personnel Benefits Fund	01101406		4,531,387.00	4,531,387.00	4,531,387.00				4,531,387.00	572,529.90	2,450,273.40			3,022,803.30	572,529.90	2,450,273.40			3,022,803.30			1,508,583.70		
Other Executive Offices	260000000000		4,531,387.00	4,531,387.00	4,531,387.00				4,531,387.00	572,529.90	2,450,273.40			3,022,803.30	572,529.90	2,450,273.40			3,022,803.30			1,508,583.70		
Presidential Legislative Liaison Office	260350000000		4,531,387.00	4,531,387.00	4,531,387.00				4,531,387.00	572,529.90	2,450,273.40			3,022,803.30	572,529.90	2,450,273.40			3,022,803.30			1,508,583.70		
PS			4,531,387.00	4,531,387.00	4,531,387.00				4,531,387.00	572,529.90	2,450,273.40			3,022,803.30	572,529.90	2,450,273.40			3,022,803.30			1,508,583.70		
GRAND TOTAL		44,708,000.00	4,815,387.00	49,523,387.00	49,523,387.00				49,523,387.00	8,194,357.77	9,718,067.41			17,912,445.18	7,912,353.86	9,292,715.61			17,205,069.47			31,610,941.82	707,375.71	
PS		24,817,000.00	4,815,387.00	29,632,387.00	29,632,387.00				29,632,387.00	5,996,575.56	7,161,177.59			13,157,753.15	5,996,575.56	7,160,717.07			13,157,292.63			16,474,633.85	460.52	
MOOE		16,240,000.00		16,240,000.00	16,240,000.00				16,240,000.00	2,197,782.21	2,209,889.82			4,407,672.03	1,915,778.30	1,981,998.54			3,897,776.84			11,832,327.97	509,895.19	
FinEX																								
CO		3,651,000.00		3,651,000.00	3,651,000.00				3,651,000.00		347,020.00			347,020.00		150,000.00			150,000.00			3,303,980.00	197,020.00	

Certified Correct: FRANCES IRENE A. SAGUIGUIT  
Budget Officer  
Date:

Certified Correct: PATRICIA A. DEKIT  
Chief Accountant  
Date:

Recommended By: JOSIELYN M. LINGA  
Director, FMS  
Date:

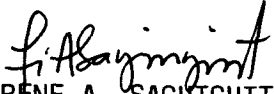
Approved By: USEC. ANTONIO A. GALLARDO  
Agency Head/Department  
Date:


**STATEMENT OF APPROPRIATIONS, ALLOTMENTS, OBLIGATIONS, DISBURSEMENTS AND BALANCES**  
**As of the Quarter Ending June 30, 2016**


**Department: Other Executive Offices**  
**Agency: Presidential Legislative Liaison Office**  
**Operating Unit:**  
**Organization Code (UACS): 260350000000**  
**Fund Cluster: 01 - Regular Agency Fund**

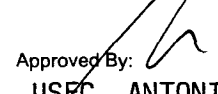
**Authorization: 02 - Continuing Appropriations**

Particulars	UACS CODE	Appropriation			Allotments					Current Year Obligations				Current Year Disbursements				Balances					
		Authorized Appropriation	Adjustments (Transfer (To)/From, Realignment)	Adjusted Appropriations	Allotments Received	Adjustments (Withdrawal, Realignment)	Transfer To	Transfer From	Adjusted Total Allotments	1st Quarter Ending March 31	2nd Quarter Ending June 30	3rd Quarter Ending Sept. 30	4th Quarter Ending Dec. 31	Total	1st Quarter Ending March 31	2nd Quarter Ending June 30	3rd Quarter Ending Sept. 30	4th Quarter Ending Dec. 31	Total	Unreleased Appropriations	Unobligated Allotment	Due and Demandable	Not Yet Due and Demandable
1	2	3	4	5=(3+4)	6	7	8	9	10=(8+9-7)	11	12	13	14	15=(11+12+13+14)	16	17	18	19	20=(16+17+18+19)	21=(5-10)	22=(10-18)	23	24
I. Agency Specific Budget		930,678.70		930,678.70	930,678.70				930,678.70	405,562.98	378,569.52			784,132.50	332,598.02	451,534.48			784,132.50				
Specific Budgets of National Government Agencies	01102101	930,678.70		930,678.70	930,678.70				930,678.70	405,562.98	378,569.52			784,132.50	332,598.02	451,534.48			784,132.50				
Other Executive Offices	260000000000	930,678.70		930,678.70	930,678.70				930,678.70	405,562.98	378,569.52			784,132.50	332,598.02	451,534.48			784,132.50				
Presidential Legislative Liaison Office	260350000000	930,678.70		930,678.70	930,678.70				930,678.70	405,562.98	378,569.52			784,132.50	332,598.02	451,534.48			784,132.50				
MOOE		930,237.70		930,237.70	930,237.70				930,237.70	405,562.98	378,569.52			784,132.50	332,598.02	451,534.48			784,132.50				
CO		441.00		441.00	441.00				441.00														441.00
III. Special Purpose Fund			683,648.74	683,648.74	683,648.74				683,648.74	108,655.19	65,419.20			174,074.39	108,655.19	65,419.20			174,074.39				
Contingent Fund	01101402		683,648.74	683,648.74	683,648.74				683,648.74	108,655.19	65,419.20			174,074.39	108,655.19	65,419.20			174,074.39				
Other Executive Offices	260000000000		683,648.74	683,648.74	683,648.74				683,648.74	108,655.19	65,419.20			174,074.39	108,655.19	65,419.20			174,074.39				
Presidential Legislative Liaison Office	260350000000		683,648.74	683,648.74	683,648.74				683,648.74	108,655.19	65,419.20			174,074.39	108,655.19	65,419.20			174,074.39				
MOOE			542,832.54	542,832.54	542,832.54				542,832.54	108,655.19				108,655.19	108,655.19				108,655.19				434,177.35
CO			140,816.20	140,816.20	140,816.20				140,816.20		65,419.20			65,419.20		65,419.20			65,419.20				75,397.00
<b>GRAND TOTAL</b>		<b>930,678.70</b>	<b>683,648.74</b>	<b>1,614,327.44</b>	<b>1,614,327.44</b>				<b>1,614,327.44</b>	<b>514,218.17</b>	<b>443,988.72</b>			<b>958,206.89</b>	<b>441,253.21</b>	<b>516,953.68</b>			<b>958,206.89</b>				<b>656,120.55</b>
PS																							
MOOE		930,237.70	542,832.54	1,473,070.24	1,473,070.24				1,473,070.24	514,218.17	378,569.52			892,787.69	441,253.21	451,534.48			892,787.69				580,282.55
FinEX																							
CO		441.00	140,816.20	141,257.20	141,257.20				141,257.20		65,419.20			65,419.20		65,419.20			65,419.20				75,838.00

Certified Correct:   
**FRANCES IRENE A. SAGUIT**  
 Budget Officer  
 Date:

Certified Correct:   
**PATRICIA A. DEKIT**  
 Chief Accountant  
 Date:

Recommended By:   
**JOSTELYN M. LINZA**  
 Director, FMS  
 Date:

Approved By:   
**USEC. ANTONIO A. GALLARDO**  
 Agency Head/Department  
 Date: