

SUMMARY OF APPROPRIATIONS, ALLOTMENTS, OBLIGATIONS, DISBURSEMENTS AND BALANCES
For the Quarter Ending June 30, 2015

Department : OTHER EXECUTIVE OFFICES
 Agency : **PRESIDENTIAL LEGISLATIVE LIAISON OFFICE**
 Operating Unit :
 Organization Code : 26 035 000000
 Funding Source Code : 101

X	Current Year Appropriations
	Supplemental Appropriations
	Continuing Appropriations

Particulars	UACS CODE	Appropriations			Allotments			Current Year Obligations					Current Year Disbursements					Balances						
		Authorized Appropriation	Adjustments (Transfer (To)/From, Realignment)	Adjusted Appropriations	Allotments Received	Adjustments (Withdrawal, Realignment)	Transfer To	Transfer From	Adjusted Total Allotments	1st Quarter ending March 31	2nd Quarter ending June 30	3rd Quarter ending Sept. 30	4th Quarter ending Dec. 31	Total	1st Quarter ending March 31	2nd Quarter ending June 30	3rd Quarter ending Sept. 30	4th Quarter ending Dec. 31	Total	Unreleased Appropriations	Unobligated Allotment	Unpaid Obligations (15-20) = (23+24)		
		3	4	5=(3+4)	6	7	8	9	10=[(6+(-17)-8)+9]	11	12	13	14	15=(11+12+13+14)	16	17	18	19	20=(16+17+18+19)	21=(5-10)	22=(10-18)	23	24	
SUMMARY																								
A. AGENCY SPECIFIC BUDGET	01 1 01 101																							
Personnel Services		22,721,000.00	-	22,721,000.00	22,721,000.00	-	-	-	22,721,000.00	4,960,353.74	6,861,377.67	-	-	10,921,731.31	4,672,251.51	5,876,077.67	-	-	10,547,329.08	-	11,799,268.69	374,402.23	-	
Salaries and Wages																								
Salaries and Wages - Regular - Civilian	5-01-01-01-0-01	17,156,000.00	-	17,156,000.00	17,156,000.00	-	-	-	17,156,000.00	4,159,593.11	4,165,352.38	-	-	8,324,945.49	3,671,490.88	4,165,352.38	-	-	8,036,843.26	-	8,831,054.51	288,102.23	-	
Other Compensation																								
Personnel Economic Relief Allowance	5-01-02-01-0-01	816,000.00	-	816,000.00	816,000.00	-	-	-	816,000.00	197,714.29	198,000.00	-	-	395,714.29	197,714.29	198,000.00	-	-	395,714.29	-	420,285.71	-	-	
Representation Allowance	5-01-02-02-0-00	1,362,000.00	-	1,362,000.00	1,362,000.00	-	-	-	1,362,000.00	322,750.00	325,500.00	-	-	648,250.00	322,750.00	325,500.00	-	-	648,250.00	-	713,750.00	-	-	
Transportation Allowance	5-01-02-03-0-01	1,362,000.00	-	1,362,000.00	1,362,000.00	-	-	-	1,362,000.00	225,750.00	217,500.00	-	-	443,250.00	225,750.00	217,500.00	-	-	443,250.00	-	918,750.00	-	-	
Clothing Allowance	5-01-02-04-0-01	170,000.00	-	170,000.00	170,000.00	-	-	-	170,000.00	-	165,000.00	-	-	165,000.00	-	78,700.00	-	-	78,700.00	-	5,000.00	86,300.00	-	
Productivity Incentive Benefit	5-01-02-08-0-01	68,000.00	-	68,000.00	68,000.00	-	-	-	68,000.00	-	58,000.00	-	-	58,000.00	-	58,000.00	-	-	58,000.00	-	10,000.00	-	-	
Year-End Bonus	5-01-02-14-0-01	1,427,000.00	-	1,427,000.00	1,427,000.00	-	-	-	1,427,000.00	-	694,984.50	-	-	694,984.50	-	694,984.50	-	-	694,984.50	-	732,015.50	-	-	
Cash Gift	5-01-02-15-0-01	170,000.00	-	170,000.00	170,000.00	-	-	-	170,000.00	-	82,500.00	-	-	82,500.00	-	82,500.00	-	-	82,500.00	-	87,500.00	-	-	
Personnel Benefit Contributions																								
Pag-IBIG Contributions	5-01-03-02-0-01	40,000.00	-	40,000.00	40,000.00	-	-	-	40,000.00	9,600.00	9,600.00	-	-	19,200.00	9,600.00	9,600.00	-	-	19,200.00	-	20,800.00	-	-	
PHILHEALTH Contributions	5-01-03-03-0-01	110,000.00	-	110,000.00	110,000.00	-	-	-	110,000.00	35,387.50	35,362.50	-	-	70,750.00	35,387.50	35,362.50	-	-	70,750.00	-	39,250.00	-	-	
ECC Contributions	5-01-03-04-0-01	40,000.00	-	40,000.00	40,000.00	-	-	-	40,000.00	9,558.84	9,578.19	-	-	19,137.03	9,558.84	9,578.19	-	-	19,137.03	-	20,862.97	-	-	
Other Personnel Benefit	5-01-04-99-0-99	-	-	-	-	-	-	-	-	-	-	-	-	-	-	-	-	-	-	-	-	-	-	
Maintenance and Other Operating Expenses		13,662,000.00	-	13,662,000.00	13,662,000.00	-	-	-	13,662,000.00	2,318,429.75	3,281,249.19	-	-	5,599,678.94	2,230,663.79	2,838,788.46	-	-	5,069,452.25	-	7,362,321.06	530,228.89	-	
Traveling Expenses																								
Traveling Expenses - Local	5-02-01-01-0-00	440,000.00	-	440,000.00	440,000.00	-	-	-	440,000.00	71,652.14	235,847.48	-	-	307,499.62	71,652.14	229,703.48	-	-	301,355.62	-	132,500.38	6,144.00	-	
Traveling Expenses - Foreign	5-02-01-02-0-00	610,000.00	-	610,000.00	610,000.00	-	-	-	610,000.00	-	-	-	-	-	-	-	-	-	-	-	-	-	-	
Training and Scholarship Expenses																								
Training Expenses	5-02-02-01-0-00	1,500,000.00	-	1,500,000.00	1,500,000.00	-	-	-	1,500,000.00	61,600.00	703,796.51	-	-	765,396.51	61,600.00	538,631.11	-	-	600,231.11	-	734,603.49	165,165.40	-	
Supplies and Materials Expenses																								
Office Supplies Expenses	5-02-03-01-0-00	500,000.00	-	500,000.00	500,000.00	-	-	-	500,000.00	218,370.70	55,437.25	-	-	273,807.95	215,691.58	54,537.37	-	-	270,228.96	-	226,192.05	3,578.99	-	
Fuel, Oil & Lubricants Expenses	5-02-03-09-0-00	1,365,000.00	-	1,365,000.00	1,365,000.00	-	-	-	1,365,000.00	183,248.17	151,312.53	-	-	334,560.70	181,191.94	73,448.92	-	-	254,640.86	-	1,030,439.30	79,919.84	-	
Other Supplies and Materials Expenses	5-02-03-99-0-00	185,000.00	-	185,000.00	185,000.00	-	-	-	185,000.00	49,457.93	67,530.84	-	-	116,988.77	48,290.88	58,620.95	-	-	106,911.83	-	68,011.23	10,076.94	-	
Communication Expenses																								
Postage and Courier Services	5-02-05-01-0-00	3,000.00	-	3,000.00	3,000.00	-	-	-	3,000.00	270.00	685.00	-	-	955.00	270.00	285.00	-	-	555.00	-	2,045.00	400.00	-	
Telephone Expenses	5-02-05-02-0-00	1,013,000.00	-	1,013,000.00	1,013,000.00	-	-	-	1,013,000.00	157,417.02	241,514.47	-	-	398,931.49	155,457.19	200,470.76	-	-	355,927.95	-	614,068.51	43,003.54	-	
Internet Expenses	5-02-05-03-0-00	336,000.00	-	336,000.00	336,000.00	-	-	-	336,000.00	17,146.93	22,393.92	-	-	39,540.85	17,084.49	21,156.61	-	-	38,241.10	-	296,459.15	1,299.75	-	
Cable, Satellite, Telegraph and Radio Expenses	5-02-05-04-0-00	34,000.00	-	34,000.00	34,000.00	-	-	-	34,000.00	-	-	-	-	-	-	-	-	-	-	-	34,000.00	-	-	
Awards/Rewards and Prizes																								
Awards and Indemnities	5-02-06-01-0-00	50,000.00	-	50,000.00	50,000.00	-	-	-	50,000.00	-	-	-	-	-	-	-	-	-	-	-	50,000.00	-	-	

SUMMARY OF APPROPRIATIONS, ALLOTMENTS, OBLIGATIONS, DISBURSEMENTS AND BALANCES
 For the Quarter Ending June 30, 2015

Department : OTHER EXECUTIVE OFFICES
 Agency : PRESIDENTIAL LEGISLATIVE LIAISON OFFICE
 Operating Unit :
 Organization Code : 26 035 000000
 Funding Source Code : 101

X	Current Year Appropriations
	Supplemental Appropriations
	Continuing Appropriations


Particulars	UACS CODE	Appropriations			Allotments			Current Year Obligations					Current Year Disbursements					Balances					
		Authorized Appropriation	Adjustments (To/From, Realignment)	Adjusted Appropriations	Allotments Received	Adjustments (Withdrawal, Realignment)	Transfer To	Transfer From	Adjusted Total Allotments	1st Quarter ending March 31	2nd Quarter ending June 30	3rd Quarter ending Sept. 30	4th Quarter ending Dec. 31	Total	1st Quarter ending March 31	2nd Quarter ending June 30	3rd Quarter ending Sept. 30	4th Quarter ending Dec. 31	Total	Unreleased Appropriations	Unobligated Allotment	Unpaid Obligations (15-20) = (23+24)	
1	2	3	4	5=(3+4)	6	7	8	9	10=[(8+(-)7)+9]	11	12	13	14	15= [(11+12+13+14)]	16	17	18	19	20= (16+17+18+19)	21= (5-10)	22= (10-18)	23	24
Confidential, Intelligence and Extraordinary Expenses																							
Extraordinary & Miscellaneous Expenses	5-02-10-03-0-00	1,058,000.00	-	1,058,000.00	1,058,000.00	-	-	-	1,058,000.00	231,600.00	231,600.00	-	-	463,200.00	231,600.00	231,600.00	-	-	463,200.00	-	594,800.00	-	-
Professional Services																							
Legal Services	5-02-11-01-0-00	3,000.00	-	3,000.00	3,000.00	-	-	-	3,000.00	1,300.00	800.00	-	-	2,100.00	1,300.00	800.00	-	-	2,100.00	-	900.00	-	-
Consultancy Services	5-02-11-03-0-00	1,437,000.00	954,250.00	2,391,250.00	1,437,000.00	954,250.00	-	-	2,391,250.00	522,500.00	452,250.00	-	-	974,750.00	500,465.00	277,577.82	-	-	778,042.82	-	1,416,500.00	196,707.18	-
Other Professional Services	5-02-11-99-0-00	240,000.00	738,613.90	978,613.90	240,000.00	738,613.90	-	-	978,613.90	246,697.71	87,513.19	-	-	334,210.90	237,369.28	136,536.25	-	-	373,905.53	-	644,403.00	(38,694.63)	-
General Services																							
Other General Services	5-02-12-99-0-00	687,000.00	-	687,000.00	687,000.00	-	-	-	687,000.00	29,814.50	176,721.76	-	-	206,536.26	28,564.50	166,713.22	-	-	195,277.72	-	480,463.74	11,258.54	-
Repairs and Maintenance																							
Repair and Maintenance - Office Equipment	5-02-13-05-0-02	10,000.00	-	10,000.00	10,000.00	-	-	-	10,000.00	-	2,200.00	-	-	2,200.00	-	-	-	-	-	-	7,800.00	2,200.00	-
Repair and Maintenance - IT Equipment & Software	5-02-13-05-0-03	10,000.00	-	10,000.00	10,000.00	-	-	-	10,000.00	-	-	-	-	-	-	-	-	-	-	-	10,000.00	-	-
Repair and Maintenance - Communication Equipment	5-02-13-05-0-07	10,000.00	-	10,000.00	10,000.00	-	-	-	10,000.00	-	2,000.00	-	-	2,000.00	-	4,200.00	-	-	4,200.00	-	8,000.00	(2,200.00)	-
Repair and Maintenance - Motor Vehicles	5-02-13-06-0-01	432,000.00	-	432,000.00	432,000.00	-	-	-	432,000.00	102,281.48	123,822.62	-	-	226,104.10	100,664.75	112,364.76	-	-	213,029.53	-	205,895.90	13,074.57	-
Repair and Maintenance - Furniture & Fixtures	5-02-13-07-0-00	8,000.00	-	8,000.00	8,000.00	-	-	-	8,000.00	-	7,801.08	-	-	7,801.08	-	7,452.81	-	-	7,452.81	-	196.92	348.27	-
Taxes, Insurance Premiums and Other Fees																							
Taxes, Duties & Licenses	5-02-15-01-0-01	40,000.00	-	40,000.00	40,000.00	-	-	-	40,000.00	7,158.12	3,319.06	-	-	10,477.18	7,158.12	3,319.06	-	-	10,477.18	-	29,522.82	-	-
Fidelity Bond Premiums	5-02-15-02-0-00	50,000.00	-	50,000.00	50,000.00	-	-	-	50,000.00	16,128.75	21,795.00	-	-	37,923.75	16,128.75	21,795.00	-	-	37,923.75	-	12,076.25	-	-
Insurance Expenses	5-02-15-03-0-00	141,000.00	-	141,000.00	141,000.00	-	-	-	141,000.00	16,156.94	13,566.61	-	-	29,723.55	16,156.94	13,566.61	-	-	29,723.55	-	111,286.45	-	-
Other Maintenance and Operating Expenses																							
Representation Expenses	5-02-99-03-0-00	3,000,000.00	(1,841,863.90)	1,158,136.10	3,000,000.00	(1,841,863.90)	-	-	1,158,136.10	224,648.46	439,413.84	-	-	664,062.30	181,551.46	446,570.10	-	-	628,121.56	-	494,073.80	35,940.74	-
Rent Expenses	5-02-99-05-0-04	170,000.00	-	170,000.00	170,000.00	-	-	-	170,000.00	28,000.90	46,294.03	-	-	74,294.93	25,500.82	45,804.09	-	-	71,304.91	-	95,705.07	2,990.02	-
Subscription Expenses	5-02-99-07-0-00	40,000.00	-	40,000.00	40,000.00	-	-	-	40,000.00	2,980.00	4,644.00	-	-	7,624.00	2,965.94	4,642.52	-	-	7,608.46	-	32,376.00	15.54	-
Donations	5-02-99-08-0-00	50,000.00	-	50,000.00	50,000.00	-	-	-	50,000.00	25,000.00	5,000.00	-	-	30,000.00	25,000.00	5,000.00	-	-	30,000.00	-	20,000.00	-	-
Other MOOE	5-02-99-99-0-99	140,000.00	149,000.00	289,000.00	140,000.00	149,000.00	-	-	289,000.00	105,000.00	184,000.00	-	-	289,000.00	105,000.00	184,000.00	-	-	289,000.00	-	-	-	-
Capital Outlays		150,000.00	-	150,000.00	150,000.00	-	-	-	150,000.00	45,329.00	3,900.00	-	-	49,229.00	44,584.42	4,644.58	-	-	49,229.00	-	100,771.00	-	-
Machinery and Equipment																							
Office Equipment	5-06-04-05-0-02	10,000.00	30,271.00	40,271.00	10,000.00	30,271.00	-	-	40,271.00	-	3,900.00	-	-	3,900.00	-	3,900.00	-	-	3,900.00	-	36,371.00	-	-
ICT Equipment	5-06-04-05-0-03	-	9,300.00	9,300.00	-	9,300.00	-	-	9,300.00	13,899.00	(9,499.00)	-	-	4,400.00	13,154.42	(8,754.42)	-	-	4,400.00	-	4,900.00	-	-
Communication Equipment	5-06-04-05-0-07	40,000.00	60,429.00	100,429.00	40,000.00	60,429.00	-	-	100,429.00	31,430.00	9,499.00	-	-	40,929.00	31,430.00	9,499.00	-	-	40,929.00	-	59,500.00	-	-
Printing Equipment	5-06-04-05-0-12	20,000.00	(20,000.00)	-	20,000.00	(20,000.00)	-	-	-	-	-	-	-	-	-	-	-	-	-	-	-	-	-
Transportation Equipment																							
Motor Vehicles	5-06-04-06-0-01	-	-	-	-	-	-	-	-	-	-	-	-	-	-	-	-	-	-	-	-	-	-
Furniture, Fixtures and Books																							
Furniture & Fixtures	5-06-04-07-0-01	80,000.00	(80,000.00)	-	80,000.00	(80,000.00)	-	-	-	-	-	-	-	-	-	-	-	-	-	-	-	-	-
Sub-total, Agency Specific Budget		36,433,000.00	-	36,433,000.00	36,433,000.00	-	-	-	36,433,000.00	7,324,112.48	9,246,626.76	-	-	16,570,739.24	6,947,499.72	8,718,508.61	-	-	15,666,008.33	-	19,862,360.75	904,630.92	-
PS		22,721,000.00	-	22,721,000.00	22,721,000.00	-	-	-	22,721,000.00	4,980,353.74	5,961,377.57	-	-	10,921,731.31	4,672,251.51	5,875,077.57	-	-	8,338,198.88	-	11,799,268.69	374,402.23	-
MOOE		13,562,000.00	-	13,562,000.00	13,562,000.00	-	-	-	13,562,000.00	2,318,429.75	3,281,249.19	-	-	5,599,678.94	2,230,663.79	2,838,796.46	-	-	395,714.29	-	7,962,321.06	530,228.69	-
CO		150,000.00	-	150,000.00	150,000.00	-	-	-	150,000.00	45,329.00	3,900.00	-	-	49,229.00	44,584.42	4,644.58	-	-	1,248,481.11	-	100,771.00	-	-


SUMMARY OF APPROPRIATIONS, ALLOTMENTS, OBLIGATIONS, DISBURSEMENTS AND BALANCES
For the Quarter Ending June 30, 2015


Department : OTHER EXECUTIVE OFFICES
 Agency : **PRESIDENTIAL LEGISLATIVE LIAISON OFFICE**
 Operating Unit :
 Organization Code : 26 035 000000
 Funding Source Code : 101

X	Current Year Appropriations
	Supplemental Appropriations
	Continuing Appropriations

Particulars	UACS CODE	Appropriations			Allotments			Current Year Obligations					Current Year Disbursements					Balances						
		Authorized Appropriation	Adjustments (Transfer (To)/From, Reassignment)	Adjusted Appropriations	Allotments Received	Adjustments (Withdrawal, Reassignment)	Transfer To	Transfer From	Adjusted Total Allotments	1st Quarter ending March 31	2nd Quarter ending June 30	3rd Quarter ending Sept. 30	4th Quarter ending Dec. 31	Total	1st Quarter ending March 31	2nd Quarter ending June 30	3rd Quarter ending Sept. 30	4th Quarter ending Dec. 31	Total	Unreleased Appropriations	Unobligated Allotment	Unpaid Obligations (15-20) = (23+24)		
		3	4	5=3+4	6	7	8	9	10=[6+(-)7]-8+9	11	12	13	14	15= (11+12+13+14)	16	17	18	19	20= (16+17+18+19)	21= (5-10)	22= (10-16)	23	24	
B. AUTOMATIC APPROPRIATIONS	01 1 04 102																							
Retirement & Life Insurance Premiums	5-01-03-01-0-00	2,054,000.00	-	2,054,000.00	2,054,000.00	-	-	-	2,054,000.00	470,499.96	471,655.44	-	-	942,155.40	470,499.96	471,655.44	-	-	942,155.40	-	1,111,844.60	-	-	-
Sub-total, Automatic Appropriations		2,054,000.00	-	2,054,000.00	2,054,000.00	-	-	-	2,054,000.00	470,499.96	471,655.44	-	-	942,155.40	470,499.96	471,655.44	-	-	942,155.40	-	1,111,844.60	-	-	-
C. SPECIAL PURPOSE FUNDS	01 1 01 407																							
Pension and Gratuity Fund		647,978.00	-	647,978.00	647,978.00	-	-	-	647,978.00	618,510.66	29,466.89	-	-	647,977.55	618,510.66	29,466.89	-	-	647,977.55	-	0.45	-	-	-
Sub-total, Special Purpose Fund		647,978.00	-	647,978.00	647,978.00	-	-	-	647,978.00	618,510.66	29,466.89	-	-	647,977.55	618,510.66	29,466.89	-	-	647,977.55	-	0.45	-	-	-
GRAND TOTAL		39,134,978.00	-	39,134,978.00	39,134,978.00	-	-	-	39,134,978.00	8,413,123.11	9,747,649.09	-	-	18,160,772.20	8,038,510.34	9,219,630.94	-	-	17,256,141.28	-	20,974,205.80	904,630.92	-	-

Certified Correct:

 FRANCES IRENE A. SAGUIQUIT
 Administrative Officer V (Budget Officer)
 Date: 10-July-2015

Certified Correct:

 PATRICIA A. DEKIT
 DLLS/Acting Chief Accountant
 Date:

Recommending Approval:

 JOSLYN M. LINGA
 Chief Administrative Officer
 Date:

Approved By:

 SEN. MANUEL N. MAMBA, MD
 Presidential Adviser on Legislative Affairs and Head, PLLO
 Date:

SUMMARY OF APPROPRIATIONS, ALLOTMENTS, OBLIGATIONS, DISBURSEMENTS AND BALANCES
For the Quarter Ending June 30, 2015

Department : OTHER EXECUTIVE OFFICES
 Agency : **PRESIDENTIAL LEGISLATIVE LIAISON OFFICE**
 Operating Unit :
 Organization Code : 26 036 000000
 Funding Source Code : 101

	Current Year Appropriations
x	Supplemental Appropriations
	Continuing Appropriations

Particulars	UACS CODE	Appropriations			Allotments			Current Year Obligations					Current Year Disbursements					Balances						
		Authorized Appropriation	Adjustments (Transfer To/From, Realignment)	Adjusted Appropriations	Allotments Received	Adjustments (Withdrawal, Realignment)	Transfer To	Transfer From	Adjusted Total Allotments	1st Quarter ending March 31	2nd Quarter ending June 30	3rd Quarter ending Sept. 30	4th Quarter ending Dec. 31	Total	1st Quarter ending March 31	2nd Quarter ending June 30	3rd Quarter ending Sept. 30	4th Quarter ending Dec. 31	Total	Unreleased Appropriations	Unobligated Allotment	Unpaid Obligations (15-20) = (23+24)		
																						Due and Demandable	Not Yet Due and Demandable	
1	2	3	4	5=(3+4)	6	7	8	9	10=[(8+)-(7)-8+9]	11	12	13	14	15=(11+12+13+14)	16	17	18	19	20=(16+17+18+19)	21=(5-10)	22=(10-18)	23	24	
SUMMARY																								
A. AGENCY SPECIFIC BUDGET	01 1 01 101																							
Personnel Services																								
Salaries and Wages																								
Salaries and Wages - Regular - Civilian	5-01-01-01-0-01																							
Other Compensation																								
Personnel Economic Relief Allowance	5-01-02-01-0-01																							
Representation Allowance	5-01-02-02-0-00																							
Transportation Allowance	5-01-02-03-0-01																							
Clothing Allowance	5-01-02-04-0-01																							
Productivity Incentive Benefit	5-01-02-08-0-01																							
Year-End Bonus	5-01-02-14-0-01																							
Cash Gift	5-01-02-15-0-01																							
Personnel Benefit Contributions																								
Pag-IBIG Contributions	5-01-03-02-0-01																							
PHILHEALTH Contributions	5-01-03-03-0-01																							
ECC Contributions	5-01-03-04-0-01																							
Other Personnel Benefit	5-01-04-99-0-99																							
Maintenance and Other Operating Expenses																								
Traveling Expenses																								
Traveling Expenses - Local	5-02-01-01-0-00																							
Traveling Expenses - Foreign	5-02-01-02-0-00																							
Training and Scholarship Expenses																								
Training Expenses	5-02-02-01-0-00																							
Supplies and Materials Expenses																								
Office Supplies Expenses	5-02-03-01-0-00																							
Fuel, Oil & Lubricants Expenses	5-02-03-09-0-00																							
Other Supplies Expenses	5-02-03-99-0-00																							
Communication Expenses																								
Postage and Courier Services	5-02-05-01-0-00																							
Telephone Expenses	5-02-05-02-0-00																							
Internet Expenses	5-02-05-03-0-00																							
Cable, Satellite, Telegraph and Radio Expenses	5-02-05-04-0-00																							
Awards/Rewards and Prizes																								
Awards and Indemnities	5-02-06-01-0-00																							

SUMMARY OF APPROPRIATIONS, ALLOTMENTS, OBLIGATIONS, DISBURSEMENTS AND BALANCES
For the Quarter Ending June 30, 2016

Department : OTHER EXECUTIVE OFFICES
 Agency : **PRESIDENTIAL LEGISLATIVE LIAISON OFFICE**
 Operating Unit :
 Organization Code : 26 035 000000
 Funding Source Code : 101

	Current Year Appropriations
x	Supplemental Appropriations
	Continuing Appropriations


Particulars	UACS CODE	Appropriations			Allotments			Current Year Obligations					Current Year Disbursements					Balances						
		Authorized Appropriation	Adjustments (Transfer (To)/From, Realignment)	Adjusted Appropriations	Allotments Received	Adjustments (Withdrawal, Realignment)	Transfer To	Transfer From	Adjusted Total Allotments	1st Quarter ending March 31	2nd Quarter ending June 30	3rd Quarter ending Sept. 30	4th Quarter ending Dec. 31	Total	1st Quarter ending March 31	2nd Quarter ending June 30	3rd Quarter ending Sept. 30	4th Quarter ending Dec. 31	Total	Unreleased Appropriations	Unobligated Allotment	Unpaid Obligations (15-20) = (23+24)		
		3	4	5=(3+4)	6	7	8	9	10=[(8+(-17)-8)+9]	11	12	13	14	15= (11+12+13+14)	16	17	18	19	20= (16+17+18+19)	21= (5-10)	22= (10-18)	23	24	
Confidential, Intelligence and Extraordinary Expenses																								
Extraordinary & Miscellaneous Expenses	5-02-10-03-0-00	-	-	-	-	-	-	-	-	-	-	-	-	-	-	-	-	-	-	-	-	-	-	-
Professional Services																								
Legal Services	5-02-11-01-0-00	-	-	-	-	-	-	-	-	-	-	-	-	-	-	-	-	-	-	-	-	-	-	-
Consultancy Services	5-02-11-03-0-00	-	-	-	-	-	-	-	-	-	-	-	-	-	-	-	-	-	-	-	-	-	-	-
Other Professional Services	5-02-11-99-0-00	-	-	-	-	-	-	-	-	-	-	-	-	-	-	-	-	-	-	-	-	-	-	-
General Services																								
Other General Services	5-02-12-99-0-00	-	-	-	-	-	-	-	-	-	-	-	-	-	-	-	-	-	-	-	-	-	-	-
Repairs and Maintenance																								
Repair and Maintenance - Office Equipment	5-02-13-05-0-02	-	-	-	-	-	-	-	-	-	-	-	-	-	-	-	-	-	-	-	-	-	-	-
Repair and Maintenance - IT Equipment & Software	5-02-13-05-0-03	-	-	-	-	-	-	-	-	-	-	-	-	-	-	-	-	-	-	-	-	-	-	-
Repair and Maintenance - Communication Equipment	5-02-13-05-0-07	-	-	-	-	-	-	-	-	-	-	-	-	-	-	-	-	-	-	-	-	-	-	-
Repair and Maintenance - Motor Vehicles	5-02-13-06-0-01	-	-	-	-	-	-	-	-	-	-	-	-	-	-	-	-	-	-	-	-	-	-	-
Repair and Maintenance - Furniture & Fixtures	5-02-13-07-0-00	-	-	-	-	-	-	-	-	-	-	-	-	-	-	-	-	-	-	-	-	-	-	-
Taxes, Insurance Premiums and Other Fees																								
Taxes, Duties & Licenses	5-02-15-01-0-01	-	-	-	-	-	-	-	-	-	-	-	-	-	-	-	-	-	-	-	-	-	-	-
Fidelity Bond Premiums	5-02-15-02-0-00	-	-	-	-	-	-	-	-	-	-	-	-	-	-	-	-	-	-	-	-	-	-	-
Insurance Expenses	5-02-15-03-0-00	-	-	-	-	-	-	-	-	-	-	-	-	-	-	-	-	-	-	-	-	-	-	-
Other Maintenance and Operating Expenses																								
Representation Expenses	5-02-99-03-0-00	-	-	-	-	-	-	-	-	-	-	-	-	-	-	-	-	-	-	-	-	-	-	-
Rent Expenses	5-02-99-05-0-04	-	-	-	-	-	-	-	-	-	-	-	-	-	-	-	-	-	-	-	-	-	-	-
Subscription Expenses	5-02-99-07-0-00	-	-	-	-	-	-	-	-	-	-	-	-	-	-	-	-	-	-	-	-	-	-	-
Donations	5-02-99-08-0-00	-	-	-	-	-	-	-	-	-	-	-	-	-	-	-	-	-	-	-	-	-	-	-
Other MOOE	5-02-99-99-0-99	-	-	-	-	-	-	-	-	-	-	-	-	-	-	-	-	-	-	-	-	-	-	-
Capital Outlays																								
Machinery and Equipment																								
Office Equipment	5-06-04-05-0-02	-	-	-	-	-	-	-	-	-	-	-	-	-	-	-	-	-	-	-	-	-	-	-
Communication Equipment	5-06-04-05-0-07	-	-	-	-	-	-	-	-	-	-	-	-	-	-	-	-	-	-	-	-	-	-	-
Transportation Equipment																								
Motor Vehicles	5-06-04-06-0-01	-	-	-	-	-	-	-	-	-	-	-	-	-	-	-	-	-	-	-	-	-	-	-
Furniture, Fixtures and Books																								
Furniture & Fixtures	5-06-04-07-0-01	-	-	-	-	-	-	-	-	-	-	-	-	-	-	-	-	-	-	-	-	-	-	-
Sub-total, Agency Specific Budget																								
PS		-	-	-	-	-	-	-	-	-	-	-	-	-	-	-	-	-	-	-	-	-	-	-
MOOE		-	-	-	-	-	-	-	-	-	-	-	-	-	-	-	-	-	-	-	-	-	-	-
CO		-	-	-	-	-	-	-	-	-	-	-	-	-	-	-	-	-	-	-	-	-	-	-

SUMMARY OF APPROPRIATIONS, ALLOTMENTS, OBLIGATIONS, DISBURSEMENTS AND BALANCES
For the Quarter Ending June 30, 2015

Department : OTHER EXECUTIVE OFFICES
 Agency : **PRESIDENTIAL LEGISLATIVE LIAISON OFFICE**
 Operating Unit :
 Organization Code : 26 035 000000
 Funding Source Code : 101


	Current Year Appropriations
x	Supplemental Appropriations
	Continuing Appropriations

Particulars	UACS CODE	Appropriations			Allotments			Current Year Obligations					Current Year Disbursements					Balances								
		Authorized Appropriation	Adjustments (To/From, Realignment)	Adjusted Appropriations	Allotments Received	Adjustments (Withdrawal, Realignment)	Transfer To	Transfer From	Adjusted Total Allotments	1st Quarter ending March 31	2nd Quarter ending June 30	3rd Quarter ending Sept. 30	4th Quarter ending Dec. 31	Total	1st Quarter ending March 31	2nd Quarter ending June 30	3rd Quarter ending Sept. 30	4th Quarter ending Dec. 31	Total	Unreleased Appropriations	Unobligated Allotment	Unpaid Obligations (15-20) = (23+24)				
		8=(3+4)	10=[(6+(-)7)+8+9]	11	12	13	14	15=(11+12+13+14)	16	17	18	19	20=(16+17+18+19)	21=(5-10)	22=(10-16)	23	24									
B. AUTOMATIC APPROPRIATIONS	01 1 04 102																									
Retirement & Life Insurance Premiums	5-01-03-01-0-00																									
Sub-total, Automatic Appropriations																										
C. SPECIAL PURPOSE FUNDS	01 1 01 406																									
Miscellaneous Personnel Benefit Fund		1,736,537.00	-	1,736,537.00	1,736,537.00	-	-	-	1,736,537.00	-	1,734,969.00	-	-	1,734,969.00	-	1,734,969.00	-	-	1,734,969.00	-	-	1,568.00	-	-	-	-
Sub-total, Special Purpose Fund		1,736,537.00	-	1,736,537.00	1,736,537.00	-	-	-	1,736,537.00	-	1,734,969.00	-	-	1,734,969.00	-	1,734,969.00	-	-	1,734,969.00	-	-	1,568.00	-	-	-	-
GRAND TOTAL		1,736,537.00	-	1,736,537.00	1,736,537.00	-	-	-	1,736,537.00	-	1,734,969.00	-	-	1,734,969.00	-	1,734,969.00	-	-	1,734,969.00	-	-	1,568.00	-	-	-	-

Certified Correct:

 FRANCES IRENEA SAGUIT
 Administrative Officer V (Budget Officer)
 Date: 10-July-2015

Certified Correct:

 PATRICIA A. DEKIT
 DLLS/Acting Chief Accountant
 Date:

Recommending Approval:

 JOSIELYN M. LINGA
 Chief Administrative Officer
 Date:

Approved By:

 SEC. MANUEL N. MAMBA, MD
 Presidential Adviser on Legislative Affairs and Head, PLLO
 Date:

SUMMARY OF APPROPRIATIONS, ALLOTMENTS, OBLIGATIONS, DISBURSEMENTS AND BALANCES
For the Quarter Ending March 31, 2015

Department : OTHER EXECUTIVE OFFICES
 Agency : **PRESIDENTIAL LEGISLATIVE LIAISON OFFICE**
 Operating Unit :
 Organization Code : 26 035 000000
 Funding Source Code : 101

	Current Year Appropriations
	Supplemental Appropriations
X	Continuing Appropriations

Particulars	UACS CODE	Appropriations			Allotments			Current Year Obligations					Current Year Disbursements					Balances					
		Authorized Appropriation	Adjustments (Transfer To)/From, Realignment	Adjusted Appropriations	Allotments Received	Adjustments (Withdrawal, Realignment)	Transfer To	Transfer From	Adjusted Total Allotments	1st Quarter ending March 31	2nd Quarter ending June 30	3rd Quarter ending Sept. 30	4th Quarter ending Dec. 31	Total	1st Quarter ending March 31	2nd Quarter ending June 30	3rd Quarter ending Sept. 30	4th Quarter ending Dec. 31	Total	Unreleased Appropriations	Unobligated Allotment	Unpaid Obligations (15-20) = (23+24)	
1	2	3	4	5=(3+4)	6	7	8	9	10=[(8+(-)7)-8+9]	11	12	13	14	15= (11+12+13+14)	16	17	18	19	20= (16+17+18+19)	21= (5-10)	22= (10-18)	23	24
SUMMARY																							
A. AGENCY SPECIFIC BUDGET	01 1 02 101																						
Personnel Services																							
Salaries and Wages																							
Salaries and Wages - Regular - Civilian	5-01-01-01-0-01																						
Other Compensation																							
Personnel Economic Relief Allowance	5-01-02-01-0-01																						
Representation Allowance	5-01-02-02-0-00																						
Transportation Allowance	5-01-02-03-0-01																						
Clothing Allowance	5-01-02-04-0-01																						
Productivity Incentive Benefit	5-01-02-08-0-01																						
Year-End Bonus	5-01-02-14-0-01																						
Cash Gift	5-01-02-15-0-01																						
Personnel Benefit Contributions																							
Pag-IBIG Contributions	5-01-03-02-0-01																						
PHILHEALTH Contributions	5-01-03-03-0-01																						
ECC Contributions	5-01-03-04-0-01																						
Other Personnel Benefit	5-01-04-99-0-99																						
Maintenance and Other Operating Expenses		1,267,458.16	(0.00)	1,267,458.16	1,267,458.16	(0.00)			1,267,458.16	373,865.65	893,592.51			1,267,458.16	310,108.02	942,462.78			1,252,570.80			14,887.36	
Traveling Expenses																							
Traveling Expenses - Local	5-02-01-01-0-00																						
Traveling Expenses - Foreign	5-02-01-02-0-00																						
Training and Scholarship Expenses																							
Training Expenses	5-02-02-01-0-00	377,462.03	(117,672.80)	259,789.23	377,462.03	(117,672.80)			259,789.23		259,789.23			259,789.23		259,789.23			259,789.23				
Supplies and Materials Expenses																							
Office Supplies Expenses	5-02-03-01-0-00	1,260.44	167,489.56	168,750.00	1,260.44	167,489.56			168,750.00	168,750.00				168,750.00	168,750.00				168,750.00				
Fuel, Oil & Lubricants Expenses	5-02-03-09-0-00	183,617.76	(68,623.32)	114,994.44	183,617.76	(68,623.32)			114,994.44	107,034.12	7,960.32			114,994.44	63,724.56	51,269.88			114,994.44				
Other Supplies Expenses	5-02-03-99-0-00		380.00	380.00		380.00			380.00	380.00				380.00	359.64	20.36			380.00				
Communication Expenses																							
Postage and Courier Services	5-02-05-01-0-00	1,970.00	(1,970.00)		1,970.00	(1,970.00)																	
Telephone Expenses	5-02-05-02-0-00	227,053.97	(100,010.12)	127,043.85	227,053.97	(100,010.12)			127,043.85	76,788.53	50,255.32			127,043.85	58,365.70	68,678.15			127,043.85				
Internet Expenses	5-02-05-03-0-00	29,974.10	300.90	30,275.00	29,974.10	300.90			30,275.00	19,118.00	11,157.00			30,275.00	17,923.12	12,351.88			30,275.00				
Cable, Satellite, Telegraph and Radio Expenses	5-02-05-04-0-00																						
Awards/Rewards and Prizes																							
Awards and Indemnities	5-02-06-01-0-00	50,000.00	(50,000.00)		50,000.00	(50,000.00)																	

SUMMARY OF APPROPRIATIONS, ALLOTMENTS, OBLIGATIONS, DISBURSEMENTS AND BALANCES
For the Quarter Ending March 31, 2015

Department : OTHER EXECUTIVE OFFICES
 Agency : **PRESIDENTIAL LEGISLATIVE LIAISON OFFICE**
 Operating Unit :
 Organization Code : 26 035 000000
 Funding Source Code : 101

	Current Year Appropriations
	Supplemental Appropriations
X	Continuing Appropriations


Particulars	UACS CODE	Appropriations			Allotments			Current Year Obligations					Current Year Disbursements					Balances							
		Authorized Appropriation	Adjustments (Transfer To/From, Realignment)	Adjusted Appropriations	Allotments Received	Adjustments (Withdrawal, Realignment)	Transfer To	Transfer From	Adjusted Total Allotments	1st Quarter ending March 31	2nd Quarter ending June 30	3rd Quarter ending Sept. 30	4th Quarter ending Dec. 31	Total	1st Quarter ending March 31	2nd Quarter ending June 30	3rd Quarter ending Sept. 30	4th Quarter ending Dec. 31	Total	Unreleased Appropriations	Unobligated Allotment	Unpaid Obligations (15-20) = (23+24)			
		3	4	5=(3+4)	6	7	8	9	10=[(8+(-17)-8+9)]	11	12	13	14	15= (11+12+13+14)	16	17	18	19	20= (16+17+18+19)	21= (5-10)	22= (10-15)	23	24		
Confidential, Intelligence and Extraordinary Expenses																									
Extraordinary & Miscellaneous Expense	5-02-10-03-0-00	-	-	-	-	-	-	-	-	-	-	-	-	-	-	-	-	-	-	-	-	-	-	-	
Professional Services																									
Legal Services	5-02-11-01-0-00	2,300.00	(2,300.00)	-	2,300.00	(2,300.00)	-	-	-	-	-	-	-	-	-	-	-	-	-	-	-	-	-	-	
Consultancy Services	5-02-11-03-0-00	169,500.00	99,750.00	269,250.00	169,500.00	99,750.00	-	-	269,250.00	-	269,250.00	-	-	269,250.00	-	254,822.18	-	-	-	-	-	-	14,427.82	-	
Other Professional Services	5-02-11-99-0-00	41,605.42	122,852.54	164,457.96	41,605.42	122,852.54	-	-	164,457.96	-	164,457.96	-	-	164,457.96	-	164,457.96	-	-	-	-	-	-	-	-	
General Services																									
Other General Services	5-02-12-99-0-00	131,472.68	(750.00)	130,722.68	131,472.68	(750.00)	-	-	130,722.68	-	130,722.68	-	-	130,722.68	-	130,263.14	-	-	-	-	-	-	459.54	-	
Repairs and Maintenance																									
Repair and Maintenance - Office Equipment	5-02-13-05-0-02	-	-	-	-	-	-	-	-	-	-	-	-	-	-	-	-	-	-	-	-	-	-	-	-
Repair and Maintenance - IT Equipment & Software	5-02-13-05-0-03	-	-	-	-	-	-	-	-	-	-	-	-	-	-	-	-	-	-	-	-	-	-	-	-
Repair and Maintenance - Communication Equipment	5-02-13-05-0-07	-	-	-	-	-	-	-	-	-	-	-	-	-	-	-	-	-	-	-	-	-	-	-	-
Repair and Maintenance - Motor Vehicles	5-02-13-08-0-01	-	1,795.00	1,795.00	-	1,795.00	-	-	1,795.00	1,795.00	-	-	-	1,795.00	985.00	810.00	-	-	-	-	-	-	-	-	-
Repair and Maintenance - Furniture & Fixtures	5-02-13-07-0-00	8,000.00	(8,000.00)	-	8,000.00	(8,000.00)	-	-	-	-	-	-	-	-	-	-	-	-	-	-	-	-	-	-	-
Taxes, Insurance Premiums and Other Fees																									
Taxes, Duties & Licenses	5-02-15-01-0-01	9,980.14	(9,980.14)	-	9,980.14	(9,980.14)	-	-	-	-	-	-	-	-	-	-	-	-	-	-	-	-	-	-	-
Fidelity Bond Premiums	5-02-15-02-0-00	-	-	-	-	-	-	-	-	-	-	-	-	-	-	-	-	-	-	-	-	-	-	-	-
Insurance Expenses	5-02-15-03-0-00	33,261.62	(33,261.62)	-	33,261.62	(33,261.62)	-	-	-	-	-	-	-	-	-	-	-	-	-	-	-	-	-	-	-
Other Maintenance and Operating Expenses																									
Representation Expenses	5-02-99-03-0-00	-	-	-	-	-	-	-	-	-	-	-	-	-	-	-	-	-	-	-	-	-	-	-	-
Rent Expenses	5-02-99-05-0-04	-	-	-	-	-	-	-	-	-	-	-	-	-	-	-	-	-	-	-	-	-	-	-	-
Subscription Expenses	5-02-99-07-0-00	-	-	-	-	-	-	-	-	-	-	-	-	-	-	-	-	-	-	-	-	-	-	-	-
Donations	5-02-99-08-0-00	-	-	-	-	-	-	-	-	-	-	-	-	-	-	-	-	-	-	-	-	-	-	-	-
Other MOOE	5-02-99-99-0-99	-	-	-	-	-	-	-	-	-	-	-	-	-	-	-	-	-	-	-	-	-	-	-	-
Capital Outlays																									
Machinery and Equipment																									
Office Equipment	5-06-04-05-0-02	-	-	-	-	-	-	-	-	-	-	-	-	-	-	-	-	-	-	-	-	-	-	-	-
ICT Equipment	5-06-04-05-0-07	-	-	-	-	-	-	-	-	-	-	-	-	-	-	-	-	-	-	-	-	-	-	-	-
Communication Equipment																									
Transportation Equipment	5-06-04-06-0-01	-	-	-	-	-	-	-	-	-	-	-	-	-	-	-	-	-	-	-	-	-	-	-	-
Motor Vehicles																									
Furniture, Fixtures and Books	5-06-04-07-0-01	-	-	-	-	-	-	-	-	-	-	-	-	-	-	-	-	-	-	-	-	-	-	-	-
Furniture & Fixtures																									
Sub-total, Agency Specific Budget		1,267,458.16	(0.00)	1,267,458.16	1,267,458.16	(0.00)	-	-	1,267,458.16	373,865.65	893,592.51	-	-	1,267,458.16	310,108.02	942,462.78	-	-	-	-	-	-	269,789.23	14,887.36	-
PS		-	-	-	-	-	-	-	-	-	-	-	-	-	-	-	-	-	-	-	-	-	-	-	-
MOOE		1,267,458.16	(0.00)	1,267,458.16	1,267,458.16	(0.00)	-	-	1,267,458.16	373,865.65	893,592.51	-	-	1,267,458.16	310,108.02	942,462.78	-	-	-	-	-	-	269,789.23	14,887.36	-
CO		-	-	-	-	-	-	-	-	-	-	-	-	-	-	-	-	-	-	-	-	-	-	-	-

SUMMARY OF APPROPRIATIONS, ALLOTMENTS, OBLIGATIONS, DISBURSEMENTS AND BALANCES
For the Quarter Ending March 31, 2016

Department : OTHER EXECUTIVE OFFICES
 Agency : **PRESIDENTIAL LEGISLATIVE LIAISON OFFICE**
 Operating Unit :
 Organization Code : 26 035 000000
 Funding Source Code : 101


	Current Year Appropriations
	Supplemental Appropriations
X	Continuing Appropriations


Particulars	UACS CODE	Appropriations			Allotments			Current Year Obligations					Current Year Disbursements					Balances							
		Authorized Appropriation	Adjustments (Transfer To/From, Realignment)	Adjusted Appropriations	Allotments Received	Adjustments (Withdrawal, Realignment)	Transfer To	Transfer From	Adjusted Total Allotments	1st Quarter ending March 31	2nd Quarter ending June 30	3rd Quarter ending Sept. 30	4th Quarter ending Dec. 31	Total	1st Quarter ending March 31	2nd Quarter ending June 30	3rd Quarter ending Sept. 30	4th Quarter ending Dec. 31	Total	Unreleased Appropriations	Unobligated Allotment	Unpaid Obligations (15-20) + (23+24)			
		3	4	5=(3+4)	6	7	8	9	10=[(8+)-(7)-8+9]	11	12	13	14	15=(11+12+13+14)	16	17	18	19	20=(16+17+18+19)	21=(5-10)	22=(10-18)	23	24		
B. AUTOMATIC APPROPRIATIONS	01 1 04 102																								
Retirement & Life Insurance Premiums	5-01-03-01-0-00																								
Sub-total, Automatic Appropriations																									
C. SPECIAL PURPOSE FUNDS																									
Miscellaneous Personnel Benefit Fund																									
Sub-total, Special Purpose Fund																									
GRAND TOTAL		1,267,458.16	(0.00)	1,267,458.16	1,267,458.16	(0.00)			1,267,458.16	373,868.66	893,592.81			1,267,458.16	310,106.02	942,492.78			1,252,670.80					14,887.36	

Certified Correct:

 FRANCES IRENE SAGUINT
 Administrative Officer V (Budget Officer)
 Date: 10-July-2015

Certified Correct:

 PATRICIA A. DEKIT
 DLLS/Acting Chief Accountant
 Date:

Recommending Approval:

 JOSELYN M. LINGA
 Chief Administrative Officer
 Date:

Approved By:

 SEC. MANUEL N. MAMBA, MD
 Presidential Adviser on Legislative Affairs and Head, PLLO
 Date: