




QUARTERLY PHYSICAL REPORT OF OPERATION
As of 2017 June 30

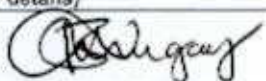


Department: Other Executive Offices
Appropriations: Current Year Appropriations
Agency: Presidential Legislative Liaison Office
Operating Unit: N/A
Organization Code (UACS): 260350000000
Report Status: SUBMITTED

Particulars 1	UACS CODE 2	Physical Targets					Physical Accomplishments					Variance as of June 30, 2017 13	Remarks 14	
		1st Quarter 3	2nd Quarter 4	3rd Quarter 5	4th Quarter 6	Total 7=(3+4+5+6)	1st Quarter 8	2nd Quarter 9	3rd Quarter 10	4th Quarter 11	Total 12=(8+9+10+11)			
Part A														
I. Operations														
MFO 1. LEGISLATIVE LIAISON SERVICES	3013000000													
Quantity														
Percentage of the President's priority bills/legislative agenda shepherded		27%	20%	27%	27%	100%	32%	23%			55%	45%	see annex a for details	
Quality														
Percentage of shepherded priority bills/legislative agenda of the President calendared for resolution/proper disposition		12%	10%	67%	12%	100%	12%	11%			23%	77%	see annex a for details	
Timeliness														
Percentage of the President/Executive Departments legislative agenda acted upon and facilitated five (5) days after receipt of complete documentation		30%	20%	30%	20%	100%	30%	28%			58%	42%	see annex a for details	
Legislative Liaison Services														
Quantity														
Percentage of the President's priority bills/legislative agenda shepherded		27%	20%	27%	27%	100%	32%	23%			55%	45%	see annex a for details	
Quality														
Percentage of shepherded priority bills/legislative agenda of the President calendared for resolution/proper disposition		12%	10%	67%	12%	100%	12%	11%			23%	77%	see annex a for details	
Timeliness														
Percentage of the President/Executive Departments legislative agenda acted upon and facilitated five (5) days after receipt of complete documentation		30%	20%	30%	20%	100%	30%	28%			58%	42%	see annex a for details	

Prepared By:  In cooperation with:  Approved By: 
Asst. ROMULO V. ARLIGA JOSLYN M. LINZA Secretary ADEL NOB. SITOY
Chairman, Planning Committee Chief Administrative Officer Agency Head/Department Secretary
Date: 06/Nov/2017 Date: 09/Nov/2017 Date: 08/Nov/2017

PRESIDENTIAL LEGISLATIVE LIAISON OFFICE
Quarterly Physical Report of Operation
As of June 30, 2017

Department : *Other Executive Offices*
 Agency/OU : *Presidential legislative Liaison Office*
 Fund :

PARTICULARS	UACS CODE	FY 2017 PHYSICAL TARGETS				TOTAL	FY 2017 PHYSICAL ACCOMPLISHMENTS				TOTAL	VARIANCE	REMARKS
		1st Quarter	2nd Quarter	3rd Quarter	4th Quarter		1st Quarter	2nd Quarter	3rd Quarter	4th Quarter			
1	2	3	4	5	6	7	8	9	10	11	12	13	14
Part A													
I. Operations													
MFO 1 - LEGISLATIVE LIAISON SERVICES													
<i>Performance Indicator 1:</i>													
<i>Percentage of the President's priority bills/legislative agenda shepherded</i>		27%	20%	27%	27%	100%	32%	23%			55%	(45%)	
<i>(See Annex A for details)</i>		40 bills	30 bills	40 bills	40 bills	150 bills	48 bills	35 bills			83 bills	(67) bills	
<i>Performance Indicator 2:</i>													
<i>Percentage of shepherded priority bills/legislative agenda of the President calendared for resolution/proper disposition</i>		12%	10%	67%	12%	100%	12%	11%			23%	(77%)	
<i>(See Annex A for details)</i>		350	300	2000	350	3000	357	328			493	(2507)	
<i>Performance Indicator 3:</i>													
<i>Percentage of the President / Executive Departments legislative agenda acted upon and facilitated five (5) days after receipt of complete documentation.</i>		30%	20%	30%	20%	100%	30%	28%			58%	(42%)	
<i>(See Annex A for details)</i>		60	40	60	40	200	60	55			115	(85)	
Part B													
Major Programs / Projects													
KRA No. 1 - Anti Corruption, Transparent, Accountable and Participatory Governance													
<i>Facilitate people-centered information, education and communication campaign on legislative concerns</i>													
<i>(See Annex A for details)</i>													
Prepared by: 	In coordination with: 	Approved by: 											
Asec. ROMULO V. ARUGAY Chairperson, Planning Committee	JOSIELYN M. LINGA Chief Administrative Officer	Secretary ADELINO B. SITOY Head, PLLO											

PRESIDENTIAL LEGISLATIVE LIAISON OFFICE
Quarterly Physical Report of Operation
As of June 30, 2017

BAR No. 1 (Annex A)

Department : Other Executive Offices
 Agency/OU : Presidential Legislative Liaison Office
 Fund :

PARTICULARS	UACS CODE	FY 2017 PHYSICAL TARGETS				TOTAL	FY 2017 PHYSICAL ACCOMPLISHMENTS				TOTAL	VARIANCE
		1st Quarter	2nd Quarter	3rd Quarter	4th Quarter		1st Quarter	2nd Quarter	3rd Quarter	4th Quarter		
		3	4	5	6		7	8	9	10		
Part A												
I. Operations												
MFO 1 - LEGISLATIVE LIAISON SERVICES												
<i>Performance Indicator 1:</i>												
1.1 <i>Number of agencies assisted towards the formulation of legislative agenda at the levels of department/agency, cabinet cluster and cabinet proper</i>		40	50	80	46	216	50	52			102	(114)
1.2 <i>Number of agencies consulted and assisted towards the drafting of administration priority measures</i>		30	40	60	42	172	40	44			84	(88)
1.3 <i>No. of agencies consulted and assisted in the filing of priority administration bills including author/sponsor selection and committee's referral</i>		50	100	135	127	442	85	120			205	(237)
1.4 <i>No. of priority bills shepherded/facilitated at various stages of the legislative process (i.e. committee, TWG, plenary and bicameral conference committee) including international treaties and executive agreements submitted for Senate ratification</i>		150	50	200	100	500	162	55			217	(283)
1.5 <i>Number of other legislative proposals reviewed and monitored for purposes of determining consistency with the Administration's core policy reform and development program</i>		200	100	300	300	900	228	110			338	(562)
1.6 <i>No. of appropriate intervention formulated and implemented in the legislative mill in consultation/coordination with concerned executive agencies to avert potential crises e.g. Presidential veto or to contain situations impinging on priority measures</i>		6	10	20	9	45	7	10			17	(28)
1.7 <i>No. of Legislative Liaison System members provided alert advisory system toward effective information exchange about legislative developments and early detection of disagreements among agencies relative to critical /controversial bills</i>		30	40	60	20	150	48	48			96	(54)
1.8 <i>No. of inter-agency meetings convened at the level of the Legislative Liaison System or the Cabinet toward building consensus on crucial bills to avoid dissonance and speed up progress in the legislative mill</i>		60	15	15	15	15	62	15			77	62

PRESIDENTIAL LEGISLATIVE LIAISON OFFICE
Quarterly Physical Report of Operation
As of June 30, 2017

BAR No. 1 (Annex A)

Department : Other Executive Offices
 Agency/OU : Presidential legislative Liaison Office
 Fund :

PARTICULARS	UACS CODE	FY 2017 PHYSICAL TARGETS				TOTAL	FY 2017 PHYSICAL ACCOMPLISHMENTS				TOTAL	VARIANCE
		1st Quarter	2nd Quarter	3rd Quarter	4th Quarter		1st Quarter	2nd Quarter	3rd Quarter	4th Quarter		
1	2	3	4	5	6	7	8	9	10	11	12	13
Performance Indicator 2:												
2.1		100	80	120	132	432	115	95			210	(222)
2.2		3	3	3	3	12	7	3			10	(2)
2.3		418	160	1100	536	2214	425	174			599	(1615)
2.4		280	310	434	380	1404	290	325			615	(789)
2.5		34	45	60	50	189	36	45			81	(108)
2.6		10	15	20	10	55	36	15			51	(4)
2.7		10	0	80	60	150	15				15	(135)
Performance Indicator 3:												
3.1		50	40	60	55	205	66	45			111	(94)
3.2		105	54	150	150	459	118	60			178	(281)
3.3		30	10	45	23	108	36	10			46	(62)
3.4		100	70	150	110	430	120	75			195	(235)

PRESIDENTIAL LEGISLATIVE LIAISON OFFICE
Quarterly Physical Report of Operation
As of June 30, 2017

BAR No. 1 (Annex A)

Department : Other Executive Offices
 Agency/OU : Presidential legislative Liaison Office
 Fund :

PARTICULARS	UACS CODE	FY 2017 PHYSICAL TARGETS					TOTAL	FY 2017 PHYSICAL ACCOMPLISHMENTS				TOTAL	VARIANCE
		1st Quarter	2nd Quarter	3rd Quarter	4th Quarter	1st Quarter		2nd Quarter	3rd Quarter	4th Quarter			
		3	4	5	6	7		8	9	10	11		
1	2												
Part B													
Major Programs / Projects													
<i>Facilitate people-centered information, education and communication campaign on legislative concerns</i>													
b.1 <i>Establishment and maintenance of social media unit (Number of PLLO website visitors)</i>		4500	4500	4500	4500	18000	3659	3754			7413	(10587)	
b.2 <i>Information dissemination on legislative concerns over radio program and other public fora (Number of radio programs held, interviewed legislators and resource persons/speakers)</i>		25	26	26	26	104	28	27			55	(49)	
b.3 <i>Conduct of teach-ins seminars about legislative process for duty-bearers, stakeholders and marginalized interest groups (Number of seminars conducted)</i>		2	2	2	2	8	6	1			7	(1)	
b.4 <i>Conduct of NGO Day (Number of NGOs/CSOs engaged during the conduct of NGO Day)</i>		12	12	12	12	48	12	11			23	(25)	