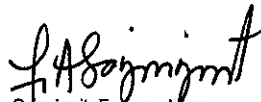


| Particulars | UACS CODE | Appropriation | | | Allotments | | | | Current Year Obligations | | | | | Current Year Disbursements | | | | Balances | | | | | |
|--------------------|-----------|--------------------------|---------------------------------------------|-------------------------|---------------------|---------------------------------------|-------------|---------------|---------------------------|-----------------------------|----------------------------|-----------------------------|----------------------------|----------------------------|-----------------------------|----------------------------|-----------------------------|----------------------------|-----------------|---------------------------|-----------------------|--------------------------------------|----|
| | | Authorized Appropriation | Adjustments (Transfer To/From, Realignment) | Adjusted Appropriations | Allotments Received | Adjustments (Withdrawal, Realignment) | Transfer To | Transfer From | Adjusted Total Allotments | 1st Quarter Ending March 31 | 2nd Quarter Ending June 30 | 3rd Quarter Ending Sept. 30 | 4th Quarter Ending Dec. 31 | Total | 1st Quarter Ending March 31 | 2nd Quarter Ending June 30 | 3rd Quarter Ending Sept. 30 | 4th Quarter Ending Dec. 31 | Total | Unreleased Appropriations | Unobligated Allotment | Unpaid Obligations (15-20) = (23+24) | |
| 1 | 2 | 3 | 4 | 5(3+4) | 6 | 7 | 8 | 9 | 10(8+9+7+6+5) | 11 | 12 | 13 | 14 | 15(11+12+13+14) | 16 | 17 | 18 | 19 | 20(16+17+18+19) | 21(15-19) | 22(10-15) | 23 | 24 |
| Fin Ex | | | | | | | | | | | | | | | | | | | | | | | |
| CO | | | | | | | | | | | | | | | | | | | | | | | |
| GRAND TOTAL | | 52,629,000.00 | | 52,629,000.00 | 52,629,000.00 | | | | 52,629,000.00 | 12,665,953.44 | 17,199,189.08 | | | 29,825,142.52 | 10,783,061.52 | 14,958,443.21 | | | 25,751,504.73 | | 22,903,857.48 | 4,073,637.79 | |
| PS | | 30,918,000.00 | | 30,918,000.00 | 30,918,000.00 | | | | 30,918,000.00 | 6,477,228.81 | 9,013,846.69 | | | 15,491,075.50 | 5,739,557.78 | 8,971,782.67 | | | 14,711,340.65 | | 15,426,924.50 | 779,734.85 | |
| MOOE | | 21,359,000.00 | | 21,359,000.00 | 21,359,000.00 | | | | 21,366,000.00 | 6,208,724.63 | 8,125,342.39 | | | 14,334,067.02 | 5,043,503.74 | 5,998,660.54 | | | 11,040,164.08 | | 7,031,932.98 | 3,293,802.34 | |
| Fin Ex | | | | | | | | | | | | | | | | | | | | | | | |
| CO | | 345,000.00 | | 345,000.00 | 345,000.00 | | | | 345,000.00 | | | | | | | | | | | | 345,000.00 | | |

Certified Correct:



Saguit, Frances Irene

Budget Officer

Date: 23/Nov/2017

Certified Correct:




Dekit, Patricia

Chief Accountant

Date:

Recommended By:



Linga, Josielyn

Director, FMS

Date: 23/Nov/2017

Approved By:



Sitoy, Adelino

Agency Head/Department

Date: 23/Nov/2017

STATEMENT OF APPROPRIATIONS, ALLOTMENTS, OBLIGATIONS, DISBURSEMENTS AND BALANCES
As of the Quarter Ending June 30, 2017

Department: Other Executive Offices
Agency: Presidential Legislative Liaison Office
Operating Unit: N/A
Organization Code (UACS): 26035000000
Fund Cluster: 01 - Regular Agency Fund

Authorization: 02 - Continuing Appropriations
Report Status: SUBMITTED

| Particulars | UACS CODE | Appropriation | | | Allotments | | | | | Current Year Obligations | | | | Current Year Disbursements | | | | Balances | | | | | | | | | | | | | | | | | | | | | | | | | | | | |
|-------------------------------------------------------------------------------------------------------------------------------------------------------|----------------|--------------------------|------------------------------------|-------------------------|---------------------|---------------------------------------|-------------|---------------|---------------------------|-----------------------------|----------------------------|-----------------------------|----------------------------|----------------------------|-----------------------------|----------------------------|-----------------------------|----------------------------|------------------|---------------------------|-----------------------|--------------------------------------|-----------|--|--|--|--|--|--|--|--|--|--|--|--|--|--|--|--|--|--|--|--|--|--|--|
| | | Authorized Appropriation | Adjustments (To)/From, Realignment | Adjusted Appropriations | Allotments Received | Adjustments (Withdrawal, Realignment) | Transfer To | Transfer From | Adjusted Total Allotments | 1st Quarter Ending March 31 | 2nd Quarter Ending June 30 | 3rd Quarter Ending Sept. 30 | 4th Quarter Ending Dec. 31 | Total | 1st Quarter Ending March 31 | 2nd Quarter Ending June 30 | 3rd Quarter Ending Sept. 30 | 4th Quarter Ending Dec. 31 | Total | Unreleased Appropriations | Unobligated Allotment | Unpaid Obligations (15-20) = (23+24) | | | | | | | | | | | | | | | | | | | | | | | | |
| 1 | 2 | 3 | 4 | 5=(3+4) | 6 | 7 | 8 | 9 | 10=(6+7+8+9) | 11 | 12 | 13 | 14 | 15=(11+12+13+14) | 16 | 17 | 18 | 19 | 20=(16+17+18+19) | 21=(5-16) | 22=(10-19) | 23 | 24 | | | | | | | | | | | | | | | | | | | | | | | |
| I. Agency Specific Budget | | | | | | | | | | | | | | | | | | | | | | | | | | | | | | | | | | | | | | | | | | | | | | |
| Specific Budgets of National Government Agencies | | | | | | | | | | | | | | | | | | | | | | | 01102101 | | | | | | | | | | | | | | | | | | | | | | | |
| General Administration and Support | 00000100000000 | | 3,138,760.14 | 3,138,760.14 | 3,138,760.14 | | | | 3,138,760.14 | 1,493,557.39 | 232,052.99 | | | 1,725,609.78 | 1,378,308.70 | 290,264.60 | | | 1,668,573.30 | | | 1,413,150.36 | 57,036.48 | | | | | | | | | | | | | | | | | | | | | | | |
| General Administration and Support Services | 00000100010000 | | 3,138,760.14 | 3,138,760.14 | 3,138,760.14 | | | | 3,138,760.14 | 1,493,557.39 | 232,052.99 | | | 1,725,609.78 | 1,378,308.70 | 290,264.60 | | | 1,668,573.30 | | | 1,413,150.36 | 57,036.48 | | | | | | | | | | | | | | | | | | | | | | | |
| General Management and Supervision | 10300100010000 | | 3,138,760.14 | 3,138,760.14 | 3,138,760.14 | | | | 3,138,760.14 | 1,493,557.39 | 232,052.99 | | | 1,725,609.78 | 1,378,308.70 | 290,264.60 | | | 1,668,573.30 | | | 1,413,150.36 | 57,036.48 | | | | | | | | | | | | | | | | | | | | | | | |
| MOOE | | | 390,886.34 | 390,886.34 | 390,886.34 | | | | 390,886.34 | 217,222.91 | 173,683.43 | | | 390,886.34 | 206,639.00 | 165,554.74 | | | 372,194.34 | | | | 18,692.00 | | | | | | | | | | | | | | | | | | | | | | | |
| CO | | | 2,747,873.80 | 2,747,873.80 | 2,747,873.80 | | | | 2,747,873.80 | 1,276,334.48 | 58,369.56 | | | 1,334,723.44 | 1,171,669.10 | 124,709.86 | | | 1,296,378.96 | | | 1,413,150.36 | 38,344.48 | | | | | | | | | | | | | | | | | | | | | | | |
| Operations | 00000300000000 | | 3,419,317.41 | 3,419,317.41 | 3,419,317.41 | | | | 3,419,317.41 | 3,057,072.84 | 362,244.57 | | | 3,419,317.41 | 2,732,218.47 | 668,961.52 | | | 3,401,179.99 | | | | 18,137.42 | | | | | | | | | | | | | | | | | | | | | | | |
| MFO 1: LEGISLATIVE LIAISON SERVICES | 00000301000000 | | 3,419,317.41 | 3,419,317.41 | 3,419,317.41 | | | | 3,419,317.41 | 3,057,072.84 | 362,244.57 | | | 3,419,317.41 | 2,732,218.47 | 668,961.52 | | | 3,401,179.99 | | | | 18,137.42 | | | | | | | | | | | | | | | | | | | | | | | |
| Liaison Services | 00000301010000 | | 3,419,317.41 | 3,419,317.41 | 3,419,317.41 | | | | 3,419,317.41 | 3,057,072.84 | 362,244.57 | | | 3,419,317.41 | 2,732,218.47 | 668,961.52 | | | 3,401,179.99 | | | | 18,137.42 | | | | | | | | | | | | | | | | | | | | | | | |
| Promotion and shepherding of Presidential Legislative Initiatives and other Administration-sponsored Priority Policy Reforms and Development Programs | 10100301010000 | | 3,419,317.41 | 3,419,317.41 | 3,419,317.41 | | | | 3,419,317.41 | 3,057,072.84 | 362,244.57 | | | 3,419,317.41 | 2,732,218.47 | 668,961.52 | | | 3,401,179.99 | | | | 18,137.42 | | | | | | | | | | | | | | | | | | | | | | | |
| MOOE | | | 3,269,317.41 | 3,269,317.41 | 3,269,317.41 | | | | 3,269,317.41 | 2,986,712.68 | 282,604.73 | | | 3,269,317.41 | 2,661,858.31 | 589,321.68 | | | 3,251,179.99 | | | | 18,137.42 | | | | | | | | | | | | | | | | | | | | | | | |
| CO | | | 150,000.00 | 150,000.00 | 150,000.00 | | | | 150,000.00 | 70,360.16 | 79,639.84 | | | 150,000.00 | 70,360.16 | 79,639.84 | | | 150,000.00 | | | | | | | | | | | | | | | | | | | | | | | | | | | |
| Sub-Total, Agency-Specific | | | 6,558,077.55 | 6,558,077.55 | 6,558,077.55 | | | | 6,558,077.55 | 4,550,630.23 | 594,296.96 | | | 5,144,927.19 | 4,110,527.17 | 959,226.12 | | | 5,069,753.29 | | | 1,413,150.36 | 75,173.90 | | | | | | | | | | | | | | | | | | | | | | | |
| PS | | | | | | | | | | | | | | | | | | | | | | | | | | | | | | | | | | | | | | | | | | | | | | |
| MOOE | | | 3,660,203.75 | 3,660,203.75 | 3,660,203.75 | | | | 3,660,203.75 | 3,203,935.59 | 456,268.16 | | | 3,660,203.75 | 2,868,497.91 | 754,876.42 | | | 3,623,374.33 | | | | 38,829.42 | | | | | | | | | | | | | | | | | | | | | | | |
| Fin Ex | | | | | | | | | | | | | | | | | | | | | | | | | | | | | | | | | | | | | | | | | | | | | | |
| CO | | | 2,897,873.80 | 2,897,873.80 | 2,897,873.80 | | | | 2,897,873.80 | 1,346,694.64 | 138,028.80 | | | 1,484,723.44 | 1,242,029.26 | 204,348.70 | | | 1,446,378.96 | | | 1,413,150.36 | 38,344.48 | | | | | | | | | | | | | | | | | | | | | | | |
| II. Automatic Appropriations | | | | | | | | | | | | | | | | | | | | | | | | | | | | | | | | | | | | | | | | | | | | | | |
| Sub-Total, Automatic Appropriations | | | | | | | | | | | | | | | | | | | | | | | | | | | | | | | | | | | | | | | | | | | | | | |
| PS | | | | | | | | | | | | | | | | | | | | | | | | | | | | | | | | | | | | | | | | | | | | | | |
| MOOE | | | | | | | | | | | | | | | | | | | | | | | | | | | | | | | | | | | | | | | | | | | | | | |
| Fin Ex | | | | | | | | | | | | | | | | | | | | | | | | | | | | | | | | | | | | | | | | | | | | | | |
| CO | | | | | | | | | | | | | | | | | | | | | | | | | | | | | | | | | | | | | | | | | | | | | | |
| III. Special Purpose Fund | | | | | | | | | | | | | | | | | | | | | | | | | | | | | | | | | | | | | | | | | | | | | | |
| Sub-Total, SPF | | | | | | | | | | | | | | | | | | | | | | | | | | | | | | | | | | | | | | | | | | | | | | |
| PS | | | | | | | | | | | | | | | | | | | | | | | | | | | | | | | | | | | | | | | | | | | | | | |
| MOOE | | | | | | | | | | | | | | | | | | | | | | | | | | | | | | | | | | | | | | | | | | | | | | |
| Fin Ex | | | | | | | | | | | | | | | | | | | | | | | | | | | | | | | | | | | | | | | | | | | | | | |
| CO | | | | | | | | | | | | | | | | | | | | | | | | | | | | | | | | | | | | | | | | | | | | | | |
| GRAND TOTAL | | | 6,558,077.55 | 6,558,077.55 | 6,558,077.55 | | | | 6,558,077.55 | 4,550,630.23 | 594,296.96 | | | 5,144,927.19 | 4,110,527.17 | 959,226.12 | | | 5,069,753.29 | | | 1,413,150.36 | 75,173.90 | | | | | | | | | | | | | | | | | | | | | | | |
| PS | | | | | | | | | | | | | | | | | | | | | | | | | | | | | | | | | | | | | | | | | | | | | | |
| MOOE | | | 3,660,203.75 | 3,660,203.75 | 3,660,203.75 | | | | 3,660,203.75 | 3,203,935.59 | 456,268.16 | | | 3,660,203.75 | 2,868,497.91 | 754,876.42 | | | 3,623,374.33 | | | | 38,829.42 | | | | | | | | | | | | | | | | | | | | | | | |
| Fin Ex | | | | | | | | | | | | | | | | | | | | | | | | | | | | | | | | | | | | | | | | | | | | | | |
| CO | | | 2,897,873.80 | 2,897,873.80 | 2,897,873.80 | | | | 2,897,873.80 | 1,346,694.64 | 138,028.80 | | | 1,484,723.44 | 1,242,029.26 | 204,348.70 | | | 1,446,378.96 | | | 1,413,150.36 | 38,344.48 | | | | | | | | | | | | | | | | | | | | | | | |

Certified Correct:

Certified Correct:

Recommended By:

Approved By:



Saguit, Frances Rene

Budget Officer


Date: 23/Nov/2017



Dikit, Patricia

Chief Accountant

Date:



Linga, Josielyn

Director, FMS

Date: 23/Nov/2017



Sitoy, Adelino

Agency Head/Department

Date: 23/Nov/2017