

## MONTHLY REPORT OF DISBURSEMENTS

For the month of November, 2017

OFFICE OF THE AUDITOR  
MALACANANG MANILA

RECEIVED

By Daria  
Date 12/11/17 Time: 11:11

FAR No. 4





Department : Other Executive Offices  
 Entity Name : PRESIDENTIAL LEGISLATIVE LIAISON OFFICE  
 Operating Unit : 00 00000  
 Organization Code : 26 035 0000000  
 Funding Source Code : 01

FILE COPY

PARTICULARS	CURRENT YEAR BUDGET				PRIOR YEAR'S BUDGET										TRUST LIABILITIES				GRAND TOTAL					OTHERS (A/R)	TOTAL	REMARKS					
	PS	MOOE	Fin. Exp.	CO	TOTAL	PRIOR YEAR'S ACCOUNTS PAYABLE					CURRENT YEAR'S ACCOUNTS PAYABLE					SUB-TOTAL	PS	MOOE	CO	TOTAL	PS	MOOE	Fin. Exp.				CO	TOTAL			
						PS	MOOE	Fin. Exp.	CO	Sub-Total	PS	MOOE	Fin. Exp.	CO	Sub-Total														TOTAL		
NOTICE OF CASH ALLOCATION																															
MDS CHECKS ISSUED																															
983382	6-Nov-2017	39,425.81			39,425.81	-	-	-	-	-	-	-	-	-	-	39,425.81	-	-	-	-	-	-	-	-	-	-	-	39,425.81	-	39,425.81	
983383	6-Nov-2017	21,178.74			21,178.74	-	-	-	-	-	-	-	-	-	-	21,178.74	-	-	-	-	-	-	-	-	-	-	-	21,178.74	-	21,178.74	
983384	6-Nov-2017	14,288.14			14,288.14	-	-	-	-	-	-	-	-	-	-	14,288.14	-	-	-	-	-	-	-	-	-	-	-	14,288.14	-	14,288.14	
983385	6-Nov-2017	14,288.14			14,288.14	-	-	-	-	-	-	-	-	-	-	14,288.14	-	-	-	-	-	-	-	-	-	-	-	14,288.14	-	14,288.14	
983386	6-Nov-2017	19,600.00			19,600.00	-	-	-	-	-	-	-	-	-	-	19,600.00	-	-	-	-	-	-	-	-	-	-	-	19,600.00	-	19,600.00	
983387	6-Nov-2017	4,007.87			4,007.87	-	-	-	-	-	-	-	-	-	-	4,007.87	-	-	-	-	-	-	-	-	-	-	-	4,007.87	-	4,007.87	
983388	6-Nov-2017	-			-	-	-	-	-	-	-	-	-	-	-	-	-	-	-	-	-	-	-	-	-	-	-	-	-	-	Cancelled
983389	6-Nov-2017	150,000.00			150,000.00	-	-	-	-	-	-	-	-	-	-	150,000.00	-	-	-	-	-	-	-	-	-	-	-	150,000.00	-	150,000.00	
983390	6-Nov-2017	1,445.91			1,445.91	-	-	-	-	-	-	-	-	-	-	1,445.91	-	-	-	-	-	-	-	-	-	-	-	1,445.91	-	1,445.91	
983391	6-Nov-2017	1,835.67			1,835.67	-	-	-	-	-	-	-	-	-	-	1,835.67	-	-	-	-	-	-	-	-	629.39	-	1,835.67	629.39	2,465.06		
983392	6-Nov-2017	1,852.21			1,852.21	-	-	-	-	-	-	-	-	-	-	1,852.21	-	-	-	-	-	-	-	-	364.64	-	1,852.21	364.64	2,216.85		
983393	6-Nov-2017	1,870.32			1,870.32	-	-	-	-	-	-	-	-	-	-	1,870.32	-	-	-	-	-	-	-	-	74.92	-	1,870.32	74.92	1,945.24		
983394	6-Nov-2017	3,281.25			3,281.25	-	-	-	-	-	-	-	-	-	-	3,281.25	-	-	-	-	-	-	-	-	-	-	-	3,281.25	-	3,281.25	
983395	6-Nov-2017	1,810.72			1,810.72	-	-	-	-	-	-	-	-	-	-	1,810.72	-	-	-	-	-	-	-	-	-	-	-	1,810.72	-	1,810.72	
983396	6-Nov-2017	4,838.44			4,838.44	-	-	-	-	-	-	-	-	-	-	4,838.44	-	-	-	-	-	-	-	-	-	-	-	4,838.44	-	4,838.44	
983397	6-Nov-2017	4,687.50			4,687.50	-	-	-	-	-	-	-	-	-	-	4,687.50	-	-	-	-	-	-	-	-	-	-	-	4,687.50	-	4,687.50	
983398	6-Nov-2017	1,816.37			1,816.37	-	-	-	-	-	-	-	-	-	-	1,816.37	-	-	-	-	-	-	-	-	938.08	-	1,816.37	938.08	2,754.45		
983399	6-Nov-2017	2,003.09			2,003.09	-	-	-	-	-	-	-	-	-	-	2,003.09	-	-	-	-	-	-	-	-	-	-	-	2,003.09	-	2,003.09	
983400	6-Nov-2017	3,281.25			3,281.25	-	-	-	-	-	-	-	-	-	-	3,281.25	-	-	-	-	-	-	-	-	-	-	-	3,281.25	-	3,281.25	
989001	6-Nov-2017	1,871.87			1,871.87	-	-	-	-	-	-	-	-	-	-	1,871.87	-	-	-	-	-	-	-	-	49.95	-	1,871.87	49.95	1,921.82		
989002	6-Nov-2017	917.83			917.83	-	-	-	-	-	-	-	-	-	-	917.83	-	-	-	-	-	-	-	-	314.70	-	917.83	314.70	1,232.53		
989003	6-Nov-2017	1,846.59			1,846.59	-	-	-	-	-	-	-	-	-	-	1,846.59	-	-	-	-	-	-	-	-	454.56	-	1,846.59	454.56	2,301.15		
989004	6-Nov-2017	1,830.04			1,830.04	-	-	-	-	-	-	-	-	-	-	1,830.04	-	-	-	-	-	-	-	-	719.30	-	1,830.04	719.30	2,549.34		
989005	6-Nov-2017	1,639.69			1,639.69	-	-	-	-	-	-	-	-	-	-	1,639.69	-	-	-	-	-	-	-	-	-	-	-	1,639.69	-	1,639.69	
989006	6-Nov-2017	1,639.69			1,639.69	-	-	-	-	-	-	-	-	-	-	1,639.69	-	-	-	-	-	-	-	-	-	-	-	1,639.69	-	1,639.69	
989007	6-Nov-2017	1,639.69			1,639.69	-	-	-	-	-	-	-	-	-	-	1,639.69	-	-	-	-	-	-	-	-	-	-	-	1,639.69	-	1,639.69	
989008	6-Nov-2017	1,639.69			1,639.69	-	-	-	-	-	-	-	-	-	-	1,639.69	-	-	-	-	-	-	-	-	-	-	-	1,639.69	-	1,639.69	
989009	6-Nov-2017	1,639.69			1,639.69	-	-	-	-	-	-	-	-	-	-	1,639.69	-	-	-	-	-	-	-	-	-	-	-	1,639.69	-	1,639.69	
989010	6-Nov-2017	1,639.69			1,639.69	-	-	-	-	-	-	-	-	-	-	1,639.69	-	-	-	-	-	-	-	-	-	-	-	1,639.69	-	1,639.69	
989011	6-Nov-2017	1,639.69			1,639.69	-	-	-	-	-	-	-	-	-	-	1,639.69	-	-	-	-	-	-	-	-	-	-	-	1,639.69	-	1,639.69	
989012	6-Nov-2017	1,639.69			1,639.69	-	-	-	-	-	-	-	-	-	-	1,639.69	-	-	-	-	-	-	-	-	-	-	-	1,639.69	-	1,639.69	





PARTICULARS	CURRENT YEAR BUDGET					PRIOR YEAR'S BUDGET										SUB-TOTAL	TRUST LIABILITIES				GRAND TOTAL					OTHERS (A/R)	TOTAL	REMARKS																																																															
	PS	MOOE	Fin. Exp.	CO	TOTAL	PRIOR YEAR'S ACCOUNTS PAYABLE					CURRENT YEAR'S ACCOUNTS PAYABLE						TOTAL	PS	MOOE	CO	TOTAL	PS	MOOE	Fin. Exp.	CO				TOTAL																																																														
						PS	MOOE	Fin. Exp.	CO	Sub-Total	PS	MOOE	Fin. Exp.	CO	Sub-Total															TOTAL																																																													
<p><b>SUMMARY:</b></p> <table border="0" style="width: 100%;"> <tr> <td style="width: 60%;"></td> <td style="text-align: center;"><u>Previous Report</u></td> <td style="text-align: center;"><u>This Month</u></td> <td style="text-align: center;"><u>As of November 30</u></td> <td style="width: 20%;"></td> <td style="text-align: center;"><u>Previous Report</u></td> <td style="text-align: center;"><u>This Month</u></td> <td style="text-align: center;"><u>As of November 30</u></td> </tr> <tr> <td>Total Disbursement Authorities Received</td> <td></td> <td></td> <td></td> <td>Total Disbursements Program</td> <td>65,129,832.00</td> <td>9,215,306.00</td> <td>74,345,138.00</td> </tr> <tr> <td>  NCA</td> <td>60,999,832.00</td> <td>8,706,306.00</td> <td>69,706,138.00</td> <td>Less: Actual Disbursements</td> <td><u>61,210,108.39</u></td> <td><u>7,307,557.08</u></td> <td><u>68,517,665.47</u></td> </tr> <tr> <td>  TRA</td> <td><u>5,727,868.97</u></td> <td><u>497,717.29</u></td> <td><u>6,225,586.26</u></td> <td>(Over)/Under spending</td> <td><u>3,919,723.61</u></td> <td><u>1,907,748.92</u></td> <td><u>5,827,472.53</u></td> </tr> <tr> <td>Total Disbursements Authorities Available</td> <td><u>66,727,700.97</u></td> <td><u>9,204,023.29</u></td> <td><u>75,931,724.26</u></td> <td></td> <td></td> <td></td> <td></td> </tr> <tr> <td>Less: Lapsed NCA</td> <td>2,003,525.72</td> <td>-</td> <td>2,003,525.72</td> <td></td> <td></td> <td></td> <td></td> </tr> <tr> <td>  Disbursements</td> <td><u>61,210,108.39</u></td> <td><u>7,307,557.08</u></td> <td><u>68,517,665.47</u></td> <td></td> <td></td> <td></td> <td></td> </tr> <tr> <td>Balance of Disbursements Authorities as of November 30</td> <td><u>3,514,066.86</u></td> <td><u>1,896,466.21</u></td> <td><u>5,410,533.07</u></td> <td></td> <td></td> <td></td> <td></td> </tr> </table>																													<u>Previous Report</u>	<u>This Month</u>	<u>As of November 30</u>		<u>Previous Report</u>	<u>This Month</u>	<u>As of November 30</u>	Total Disbursement Authorities Received				Total Disbursements Program	65,129,832.00	9,215,306.00	74,345,138.00	NCA	60,999,832.00	8,706,306.00	69,706,138.00	Less: Actual Disbursements	<u>61,210,108.39</u>	<u>7,307,557.08</u>	<u>68,517,665.47</u>	TRA	<u>5,727,868.97</u>	<u>497,717.29</u>	<u>6,225,586.26</u>	(Over)/Under spending	<u>3,919,723.61</u>	<u>1,907,748.92</u>	<u>5,827,472.53</u>	Total Disbursements Authorities Available	<u>66,727,700.97</u>	<u>9,204,023.29</u>	<u>75,931,724.26</u>					Less: Lapsed NCA	2,003,525.72	-	2,003,525.72					Disbursements	<u>61,210,108.39</u>	<u>7,307,557.08</u>	<u>68,517,665.47</u>					Balance of Disbursements Authorities as of November 30	<u>3,514,066.86</u>	<u>1,896,466.21</u>	<u>5,410,533.07</u>				
	<u>Previous Report</u>	<u>This Month</u>	<u>As of November 30</u>		<u>Previous Report</u>	<u>This Month</u>	<u>As of November 30</u>																																																																																				
Total Disbursement Authorities Received				Total Disbursements Program	65,129,832.00	9,215,306.00	74,345,138.00																																																																																				
NCA	60,999,832.00	8,706,306.00	69,706,138.00	Less: Actual Disbursements	<u>61,210,108.39</u>	<u>7,307,557.08</u>	<u>68,517,665.47</u>																																																																																				
TRA	<u>5,727,868.97</u>	<u>497,717.29</u>	<u>6,225,586.26</u>	(Over)/Under spending	<u>3,919,723.61</u>	<u>1,907,748.92</u>	<u>5,827,472.53</u>																																																																																				
Total Disbursements Authorities Available	<u>66,727,700.97</u>	<u>9,204,023.29</u>	<u>75,931,724.26</u>																																																																																								
Less: Lapsed NCA	2,003,525.72	-	2,003,525.72																																																																																								
Disbursements	<u>61,210,108.39</u>	<u>7,307,557.08</u>	<u>68,517,665.47</u>																																																																																								
Balance of Disbursements Authorities as of November 30	<u>3,514,066.86</u>	<u>1,896,466.21</u>	<u>5,410,533.07</u>																																																																																								
Prepared by:	Certified Correct:					Certified Correct:										Approved:																																																																											
																																																																																											
PATRICIA A. DEKIT DLLS/Acting Chief Accountant	JOSELYN M. LINSA Chief Administrative Officer					CYNTHIA A. CUARENTA Head Executive Assistant										SEC. ADELINO B. SITYO, LLB, LLM Presidential Advisor on Legislative Affairs and Head, PLLO																																																																											
Date: December 4, 2017	Date: December 4, 2017					Date: December 4, 2017										Date: December 5, 2017																																																																											